

Rough Sketch of In-Vac PD and QPD Layout Plans

Yuta Michimura

RESCEU, University of Tokyo

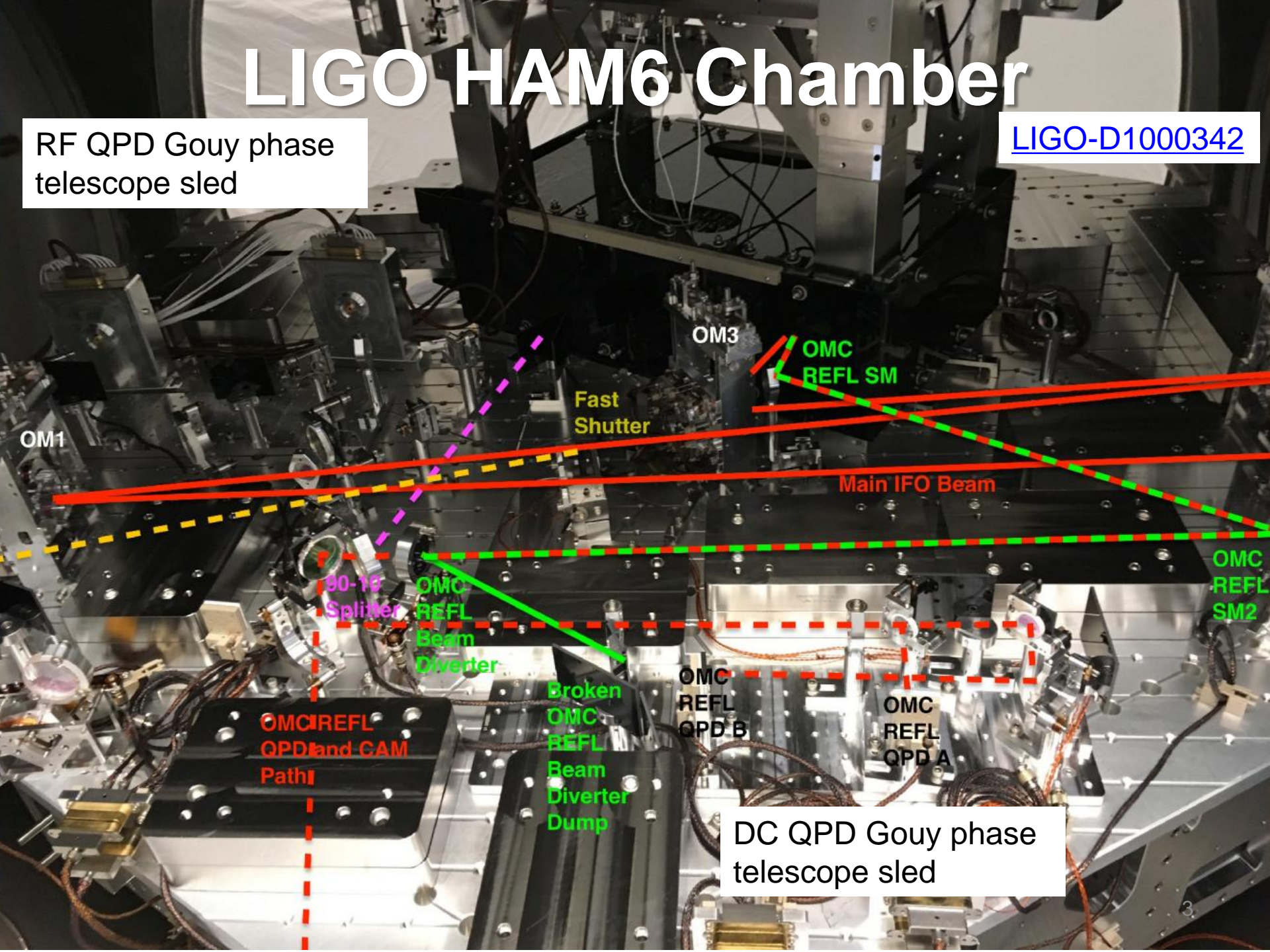
References

- [JGW-G2416134](#) LSC RF PD In-vac Enclosure Review
- [JGW-T2416103](#) In-vac PD/QPD Layout Brainstorming
- [JGW-T1909817](#) AS in-air optical layout
- [JGW-G2315526](#) KFC interface optical layout
- [JGW-D2415729](#) 3D model of optics in OMC chamber (Oct. 18th, 2023) ***MOST UPDATED DRAWING NOW*** (*but not completely true*)
- [LIGO-T1000247](#) LIGO ISC Gouy phase telescope design
- [LIGO-D1002042](#) LIGO ISC QPD Sled Assembly

LIGO HAM6 Chamber

[LIGO-D1000342](#)

RF QPD Gouy phase telescope sled



OM1

OM3

Fast Shutter

OMC REFL SM

Main IFO Beam

90-18 Splitter

OMC REFL Beam Diverter

OMC REFL SM2

OMC REFL QPD and CAM Path

Broken OMC REFL Beam Diverter Dump

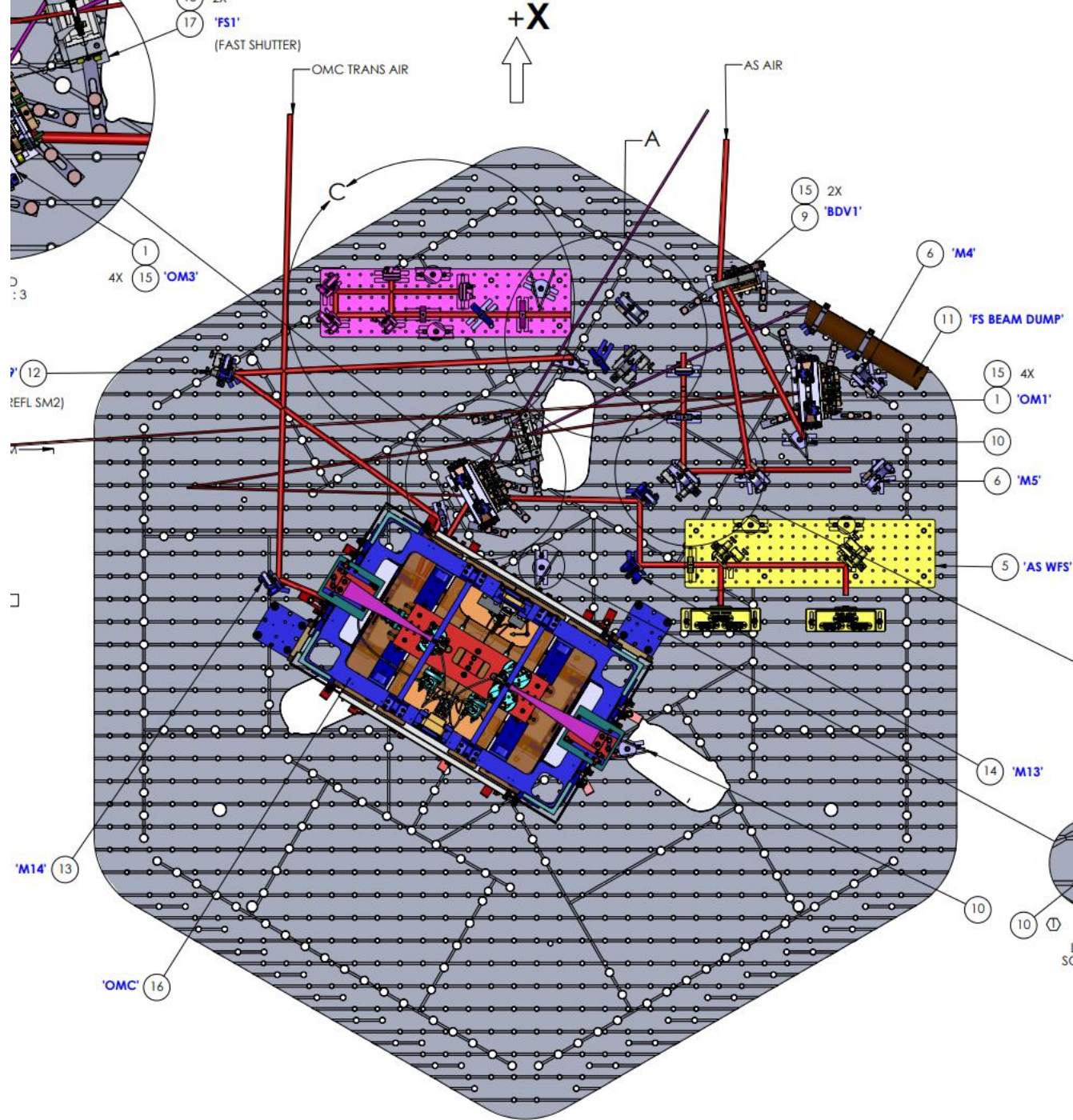
OMC REFL QPD B

OMC REFL QPD A

DC QPD Gouy phase telescope sled

LIGO HAM6 Chamber

[LIGO-D1000342](#)



AS Plan v1: Current layout

[JGW-D2415729](#)

q-parameter at OBS1 (first BS on OMC breadboard)

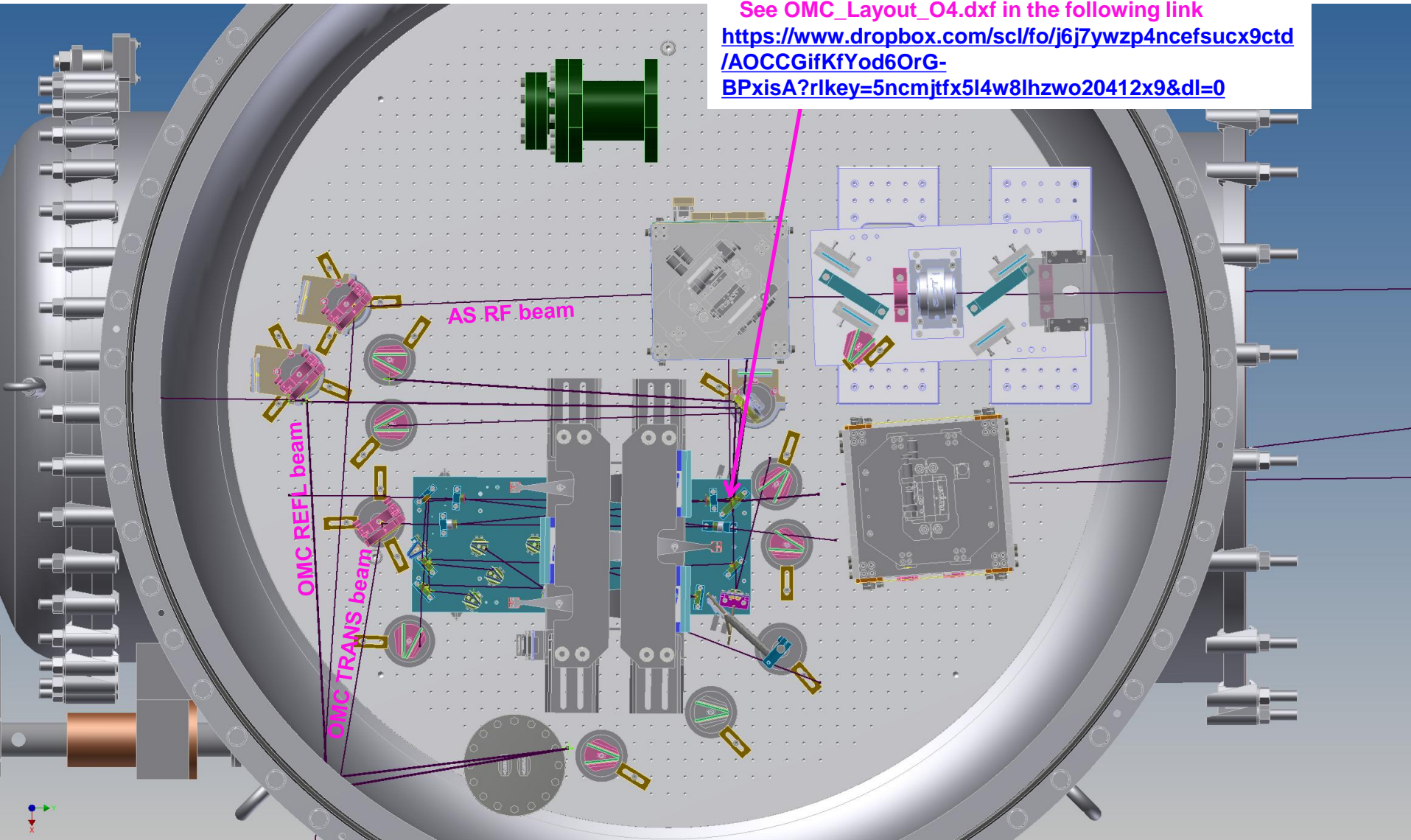
x: $-0.2125961557874323+0.5247396669002964i$

y: $-0.21291352981555933+0.5273533359729127i$

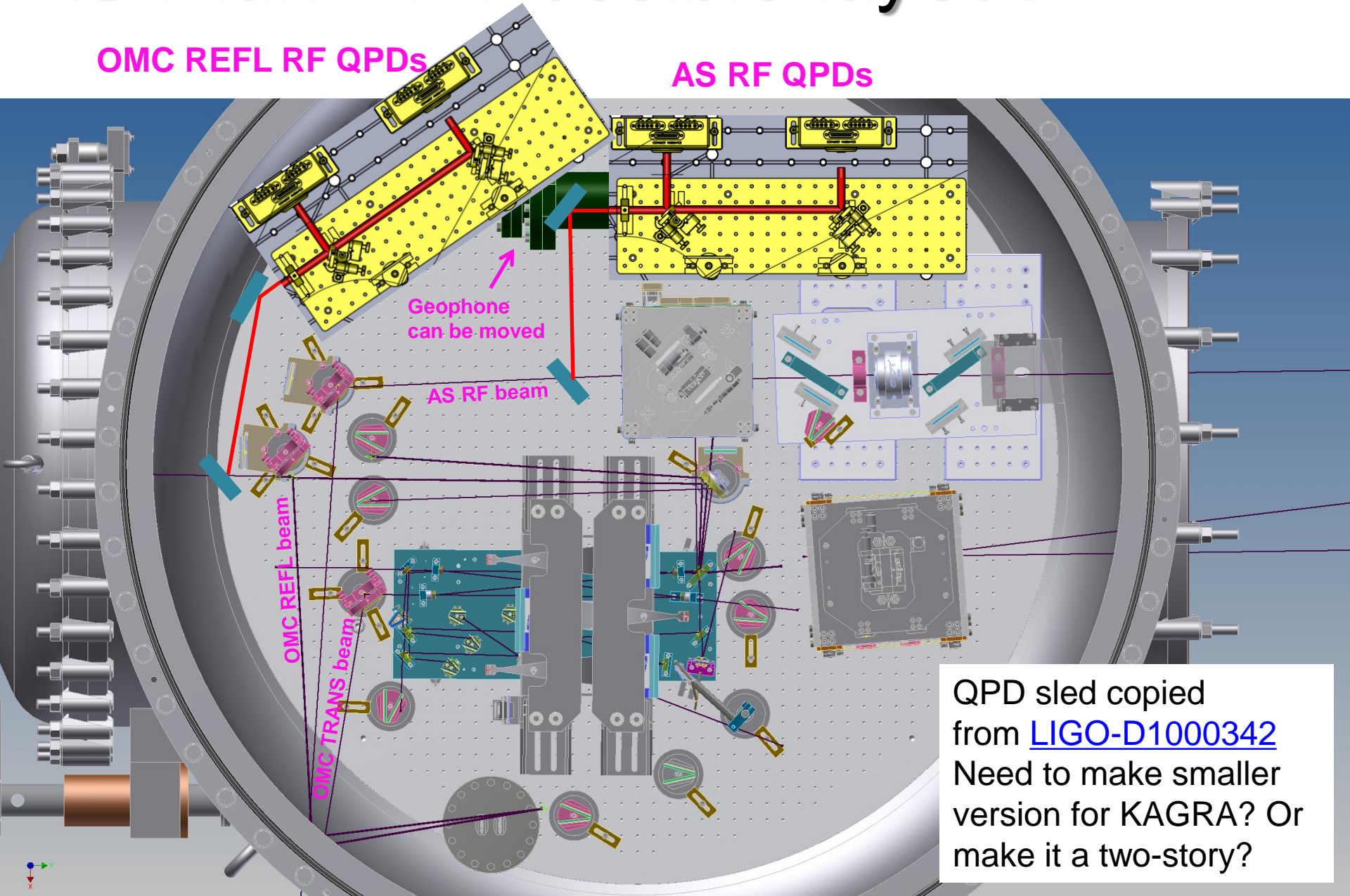
See OMC_Layout_O4.dxf in the following link

[https://www.dropbox.com/scl/fo/j6j7ywzp4ncefsucx9ctd/AOCCGifKfYod6OrG-](https://www.dropbox.com/scl/fo/j6j7ywzp4ncefsucx9ctd/AOCCGifKfYod6OrG-BPxisA?rlkey=5ncmjtfx5l4w8lhzwo20412x9&dl=0)

[BPxisA?rlkey=5ncmjtfx5l4w8lhzwo20412x9&dl=0](https://www.dropbox.com/scl/fo/j6j7ywzp4ncefsucx9ctd/AOCCGifKfYod6OrG-BPxisA?rlkey=5ncmjtfx5l4w8lhzwo20412x9&dl=0)



AS Plan v1: Possible layout



QPD sled copied from [LIGO-D1000342](https://www.ligo.org/documents/1000342)
Need to make smaller version for KAGRA? Or make it a two-story?

REFL Plan v1

- To be added

POP Plan v1

- To be added