

Searching for ultralight vector dark matter with the cryogenic gravitational wave telescope **KAGRA**

Yuta Michimura for the KAGRA Collaboration

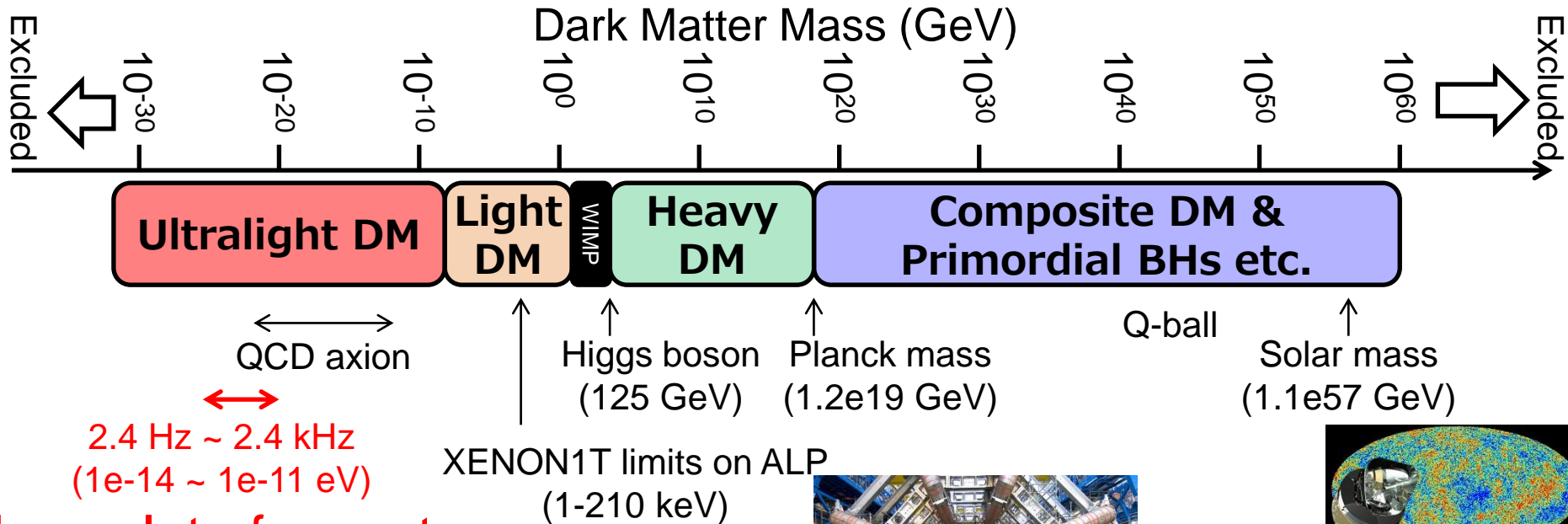
Department of Physics, University of Tokyo

michimura@phys.s.u-tokyo.ac.jp

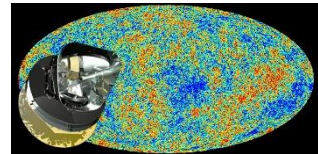

Fujita Tomohiro, Jun'ya Kume, Soichiro Morisaki,
Hiromasa Nakatsuka, Atsushi Nishizawa, Ippei Obata

Dark Matter Searches

- Previous searches focused mainly on **WIMPs**
- Need for **new ideas** to search for **huge variety of other candidates**



Laser Interferometry



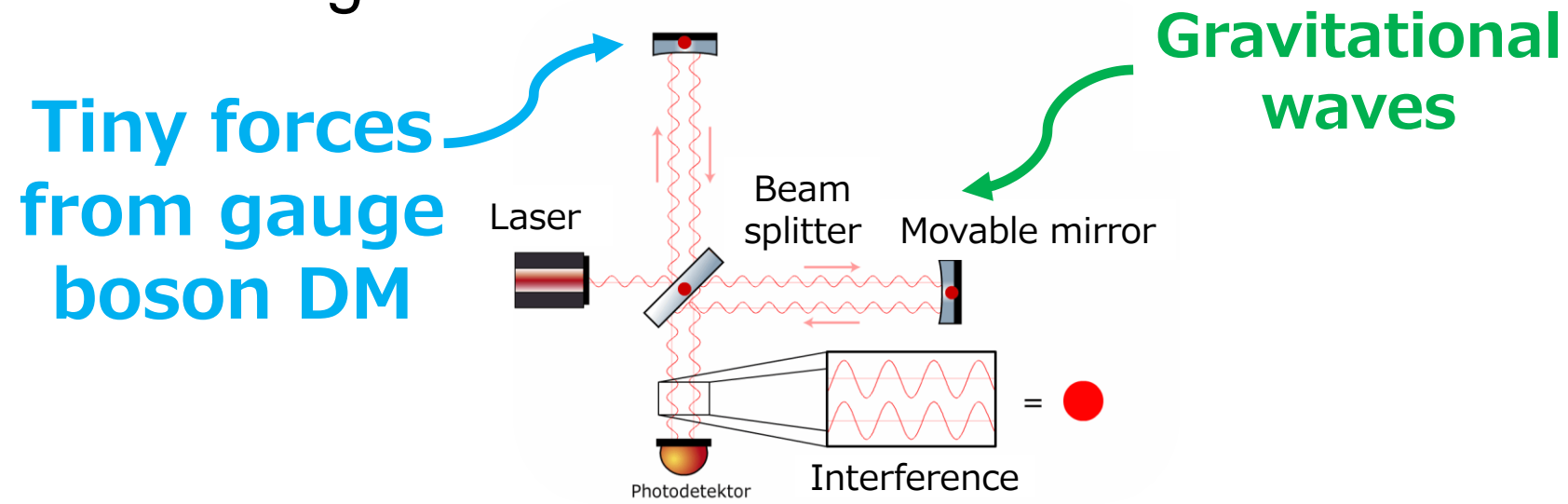
Ultralight DM with Interferometry

- Bosonic ultralight fields ($< \sim 1$ eV) are **well motivated** by cosmology

- Behaves as **classical wave fields**

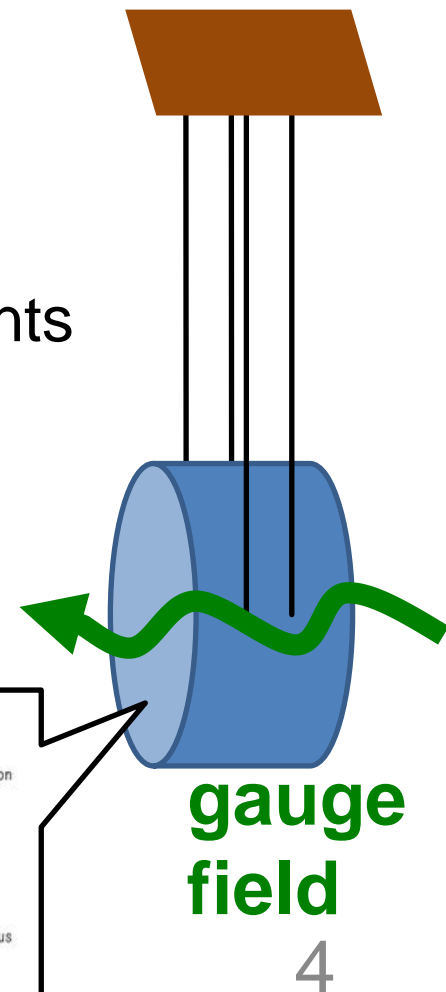
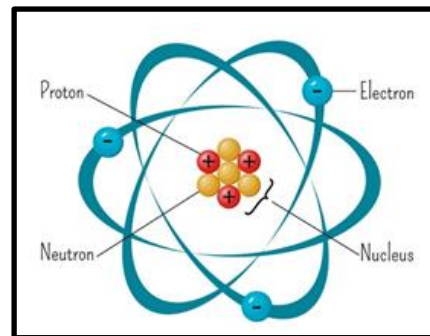
$$f = 242 \text{ Hz} \left(\frac{m_{\text{DM}}}{10^{-12} \text{ eV}} \right)$$

- Laser interferometers are sensitive to tiny length changes from such oscillations



Our Target: Gauge Boson

- Possible **new physics** beyond the standard model:
New gauge symmetry and gauge boson
- New gauge boson can be dark matter
- **B-L** (baryon minus lepton number)
 - Conserved in the standard model
 - Can be gauged without additional ingredients
 - Equals to the number of neutrons
 - Roughly 0.5 per neutron mass,
but slightly **different between materials**
Fused silica: 0.501
Sapphire: 0.510
- Gauge boson DM
gives **oscillating force**



Oscillating Force from Gauge Field

- Acceleration of mirrors

$$\vec{a}(t, \vec{x}) = \epsilon_D e \frac{q_D}{M} \sqrt{2\rho_{DM}} \vec{e}_A \sin(m_A t - \vec{k} \cdot \vec{x})$$

charge (pointing to q_D)
 gauge boson mass (pointing to m_A)
 coupling (pointing to $\epsilon_D e$)
 mirror mass (pointing to M)
 DM density (pointing to ρ_{DM})
 polarization (pointing to \vec{e}_A)
 different phase at different position (pointing to $\vec{k} \cdot \vec{x}$)

- Gauge boson mass and coupling can be measured by measuring the **oscillating** mirror displacement



- Almost no signal for symmetric cavity if cavity length is short (phase difference is 10^{-5} rad @ 100 Hz for km cavity)

L_x

- How about using interferometric **GW detectors**?

Previous Search with LIGO/Virgo

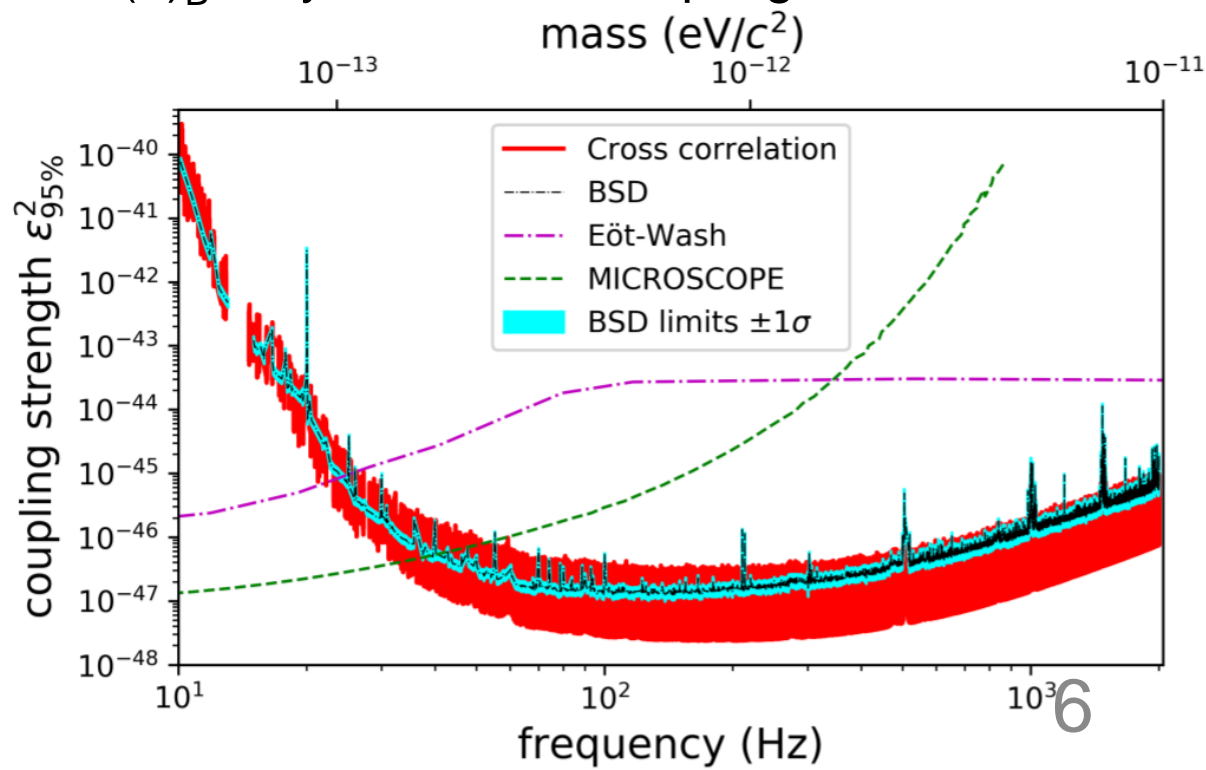
- Gauge boson dark matter search with **LIGO O1** data and **LIGO/Virgo O3** data have been done

H-K Guo+, [Communications Physics 2, 155 \(2019\)](#)

LIGO, Virgo, KAGRA Collaboration, [arXiv:2105.13085](#)

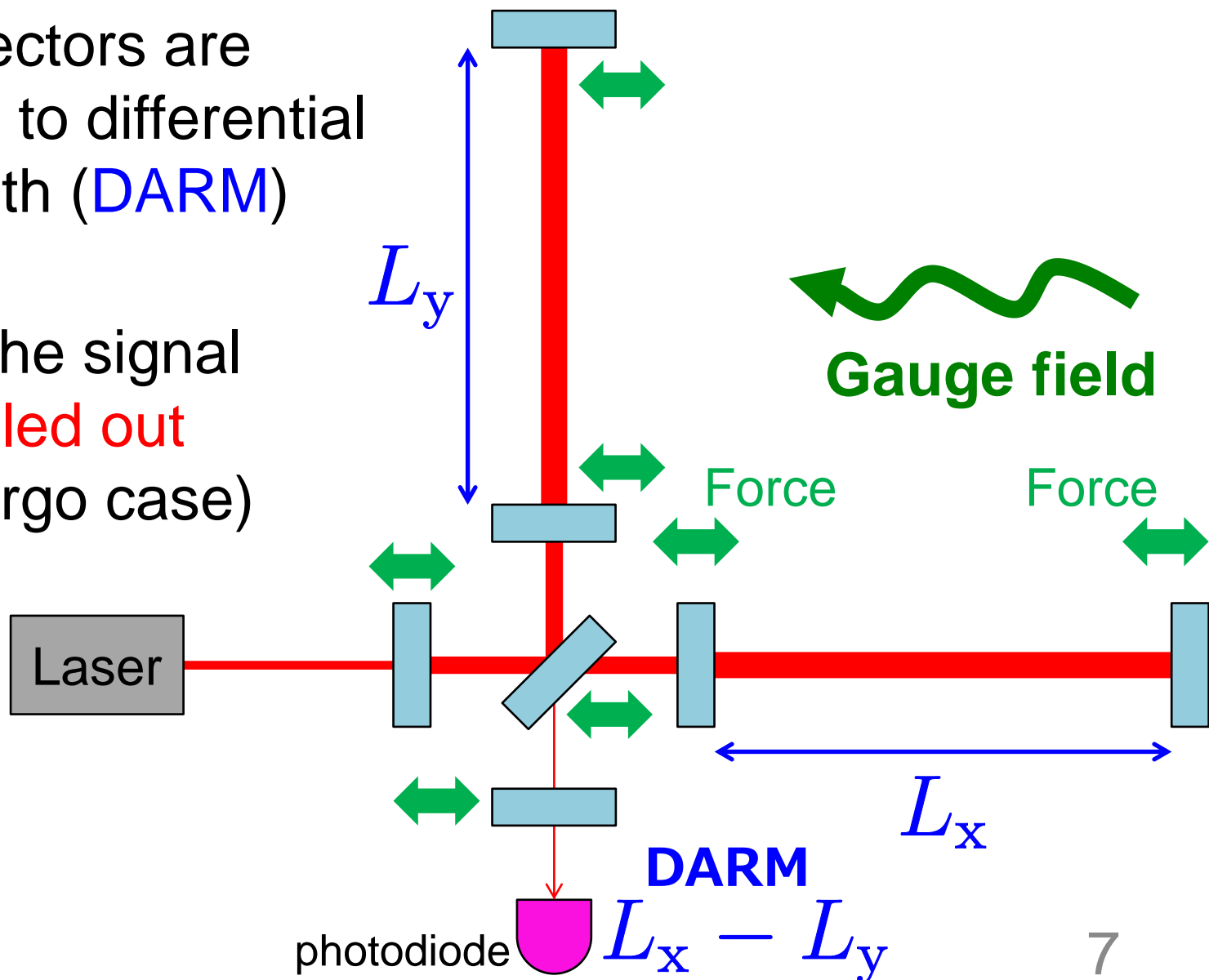
- **Better constraint** than equivalence principle tests
So far searches focus on $U(1)_B$ baryon number coupling

- Why repeat the search with KAGRA?



Search with GW Detectors

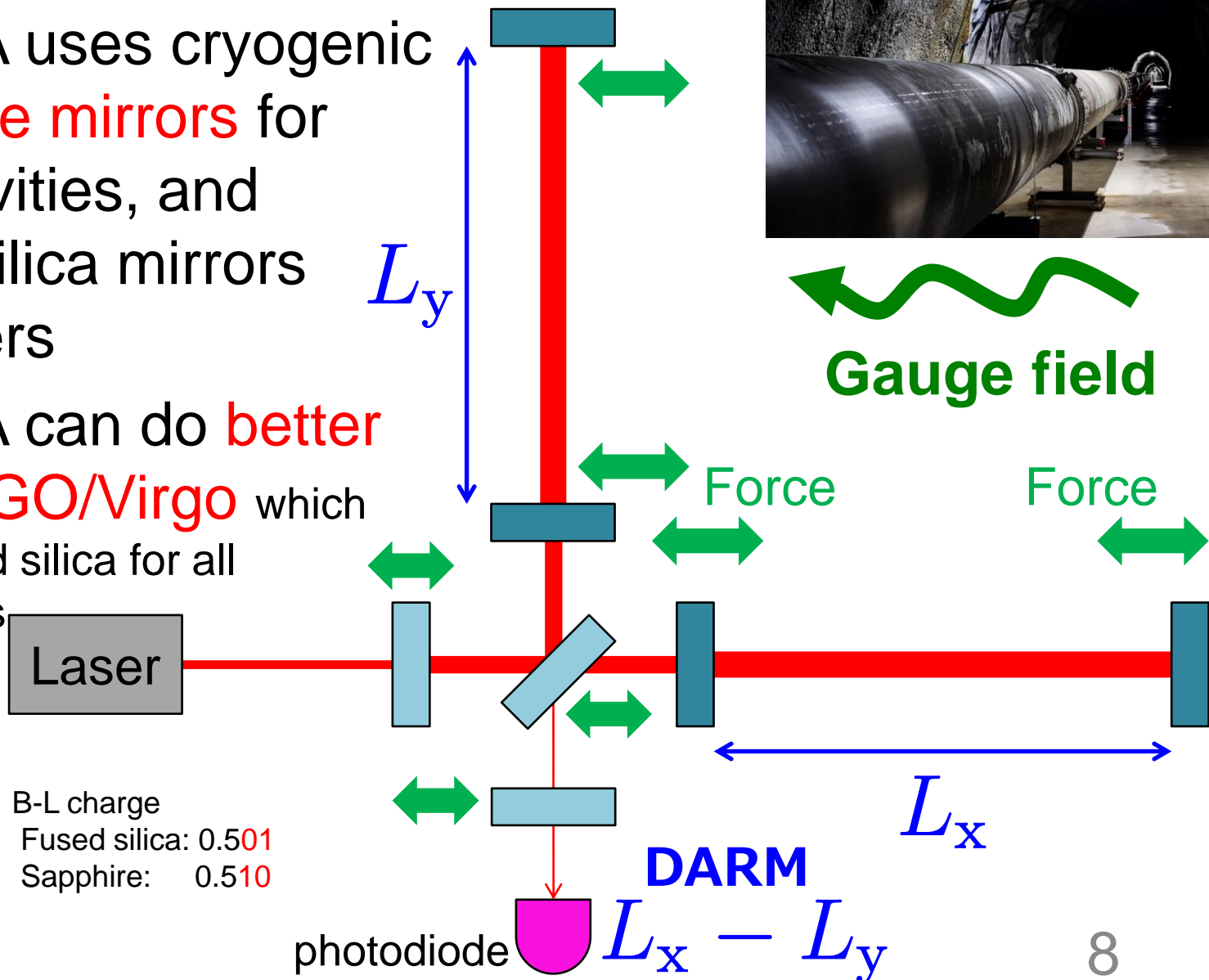
- GW Detectors are sensitive to differential arm length (**DARM**) change
- Most of the signal is **cancelled out** (LIGO/Virgo case)




Search with KAGRA



- KAGRA uses cryogenic **sapphire mirrors** for arm cavities, and fused silica mirrors for others
- KAGRA can do **better than LIGO/Virgo** which uses fused silica for all the mirrors



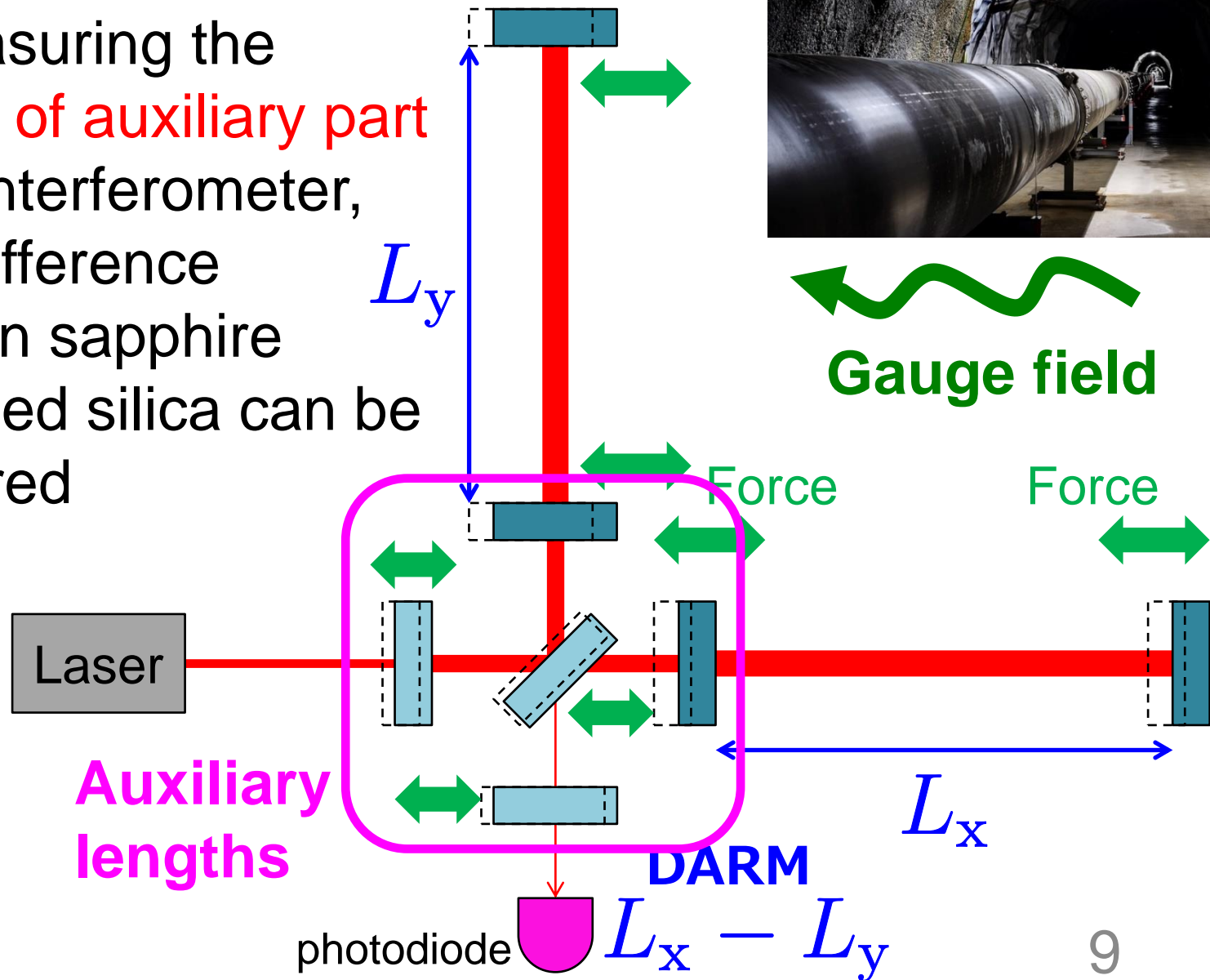
B-L charge
 Fused silica: 0.501
 Sapphire: 0.510



Search with KAGRA

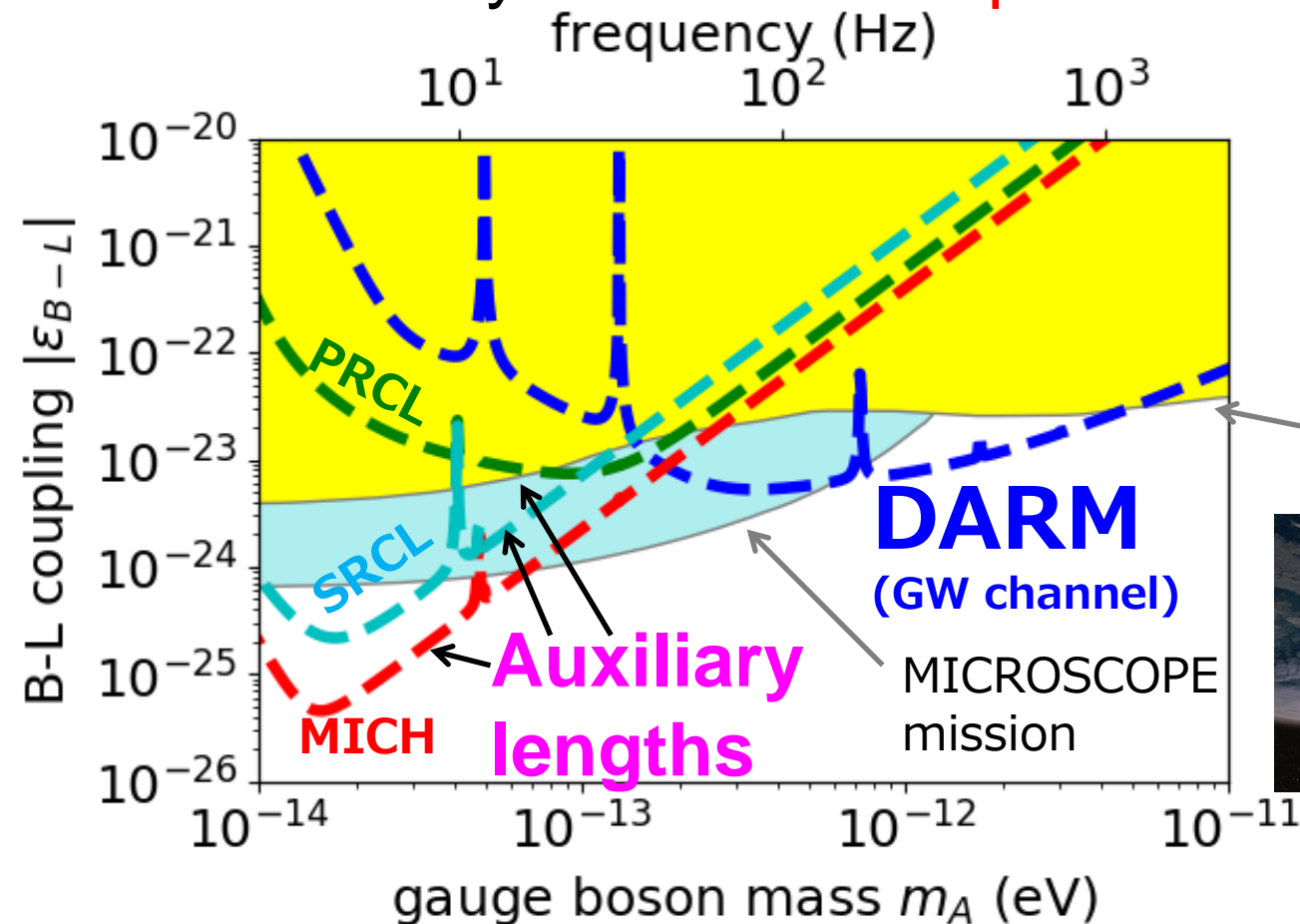


- By measuring the **lengths of auxiliary part** of the interferometer, force difference between sapphire and fused silica can be measured



KAGRA Gauge Boson Sensitivity

- Auxiliary length channels have better design sensitivity than DARM (GW channel) at low mass range
- Sensitivity **better than equivalence principle tests**



YM, T. Fujita, S. Morisaki,
H. Nakatsuka, I. Obata,
PRD 102, 102001 (2020)

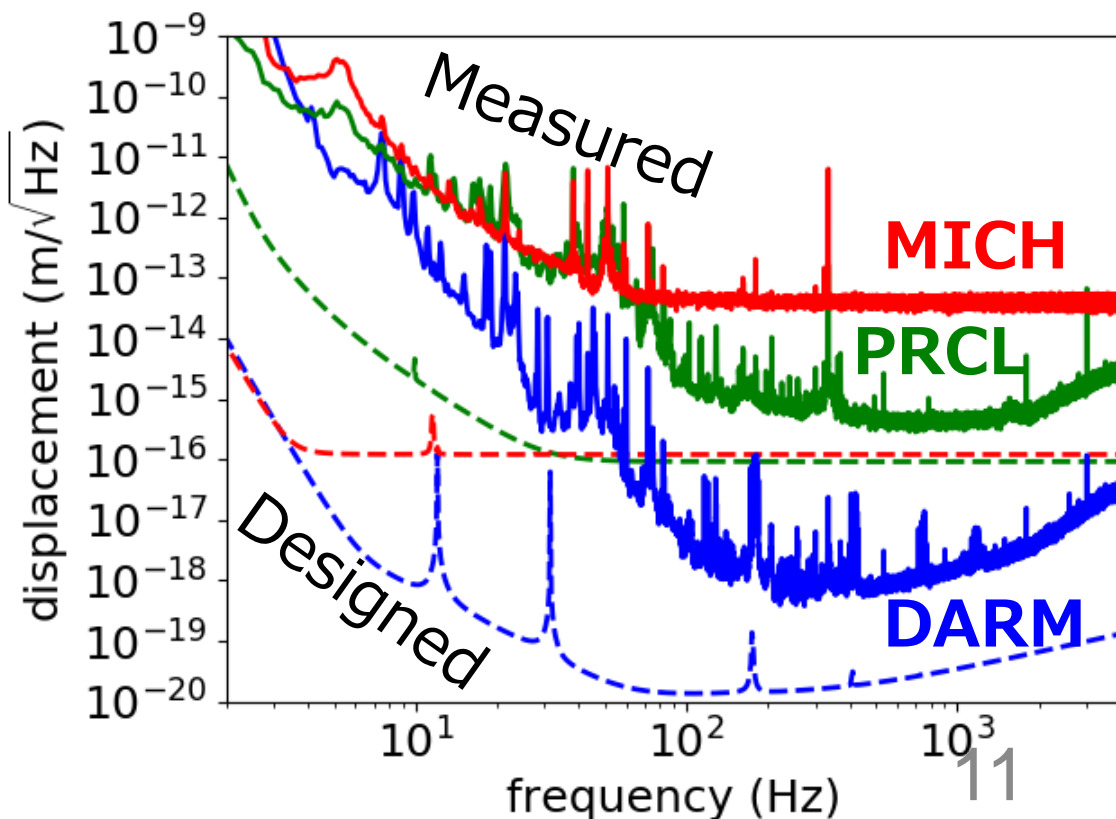
S. Morisaki, T. Fujita, YM,
H. Nakatsuka, I. Obata,
[PRD 103, L051702 \(2021\)](#)

Eöt-Wash
torsion pendulum



KAGRA's Observing Run in 2020

- KAGRA performed joint **observing run in April 2020** with GEO600 (O3GK)
- Displacement sensitivity still not good
~ 6 orders of magnitude to go at 10 Hz
- We have **developed a data analysis pipeline** to search for gauge boson DM



Data Analysis Pipeline

- Nearly monochromatic signal

$$\omega_i = m_A \left(1 + \frac{v_i^2}{2} \right)$$

- Stack the spectra in this frequency region to calculate SNR

$$\rho = \sum \frac{4|\tilde{d}(f_k)|^2}{T_{\text{obs}} S_n(f_k)}$$

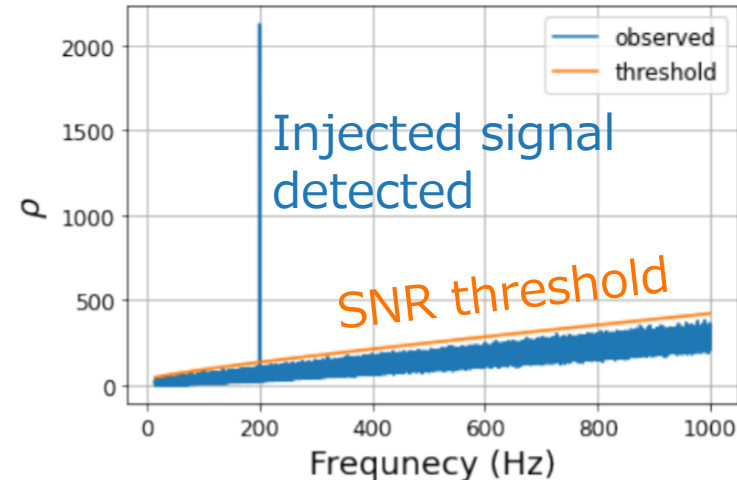
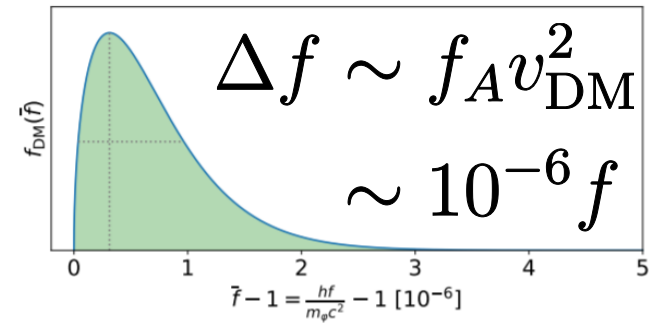
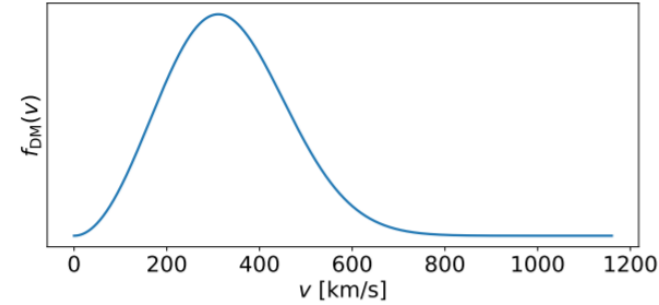
Data

$$m_A \leq 2\pi f_k \leq m_A(1 + \kappa v_{\text{DM}}^2)$$

- Detection threshold determined assuming ρ follows χ^2 distribution (=assuming Gaussian noise)

- From ρ , 95% upper limit on coupling constant calculated
- Applied the pipeline to mock data for verification

E. Savalle+,
[PRL 126, 051301 \(2021\)](#)



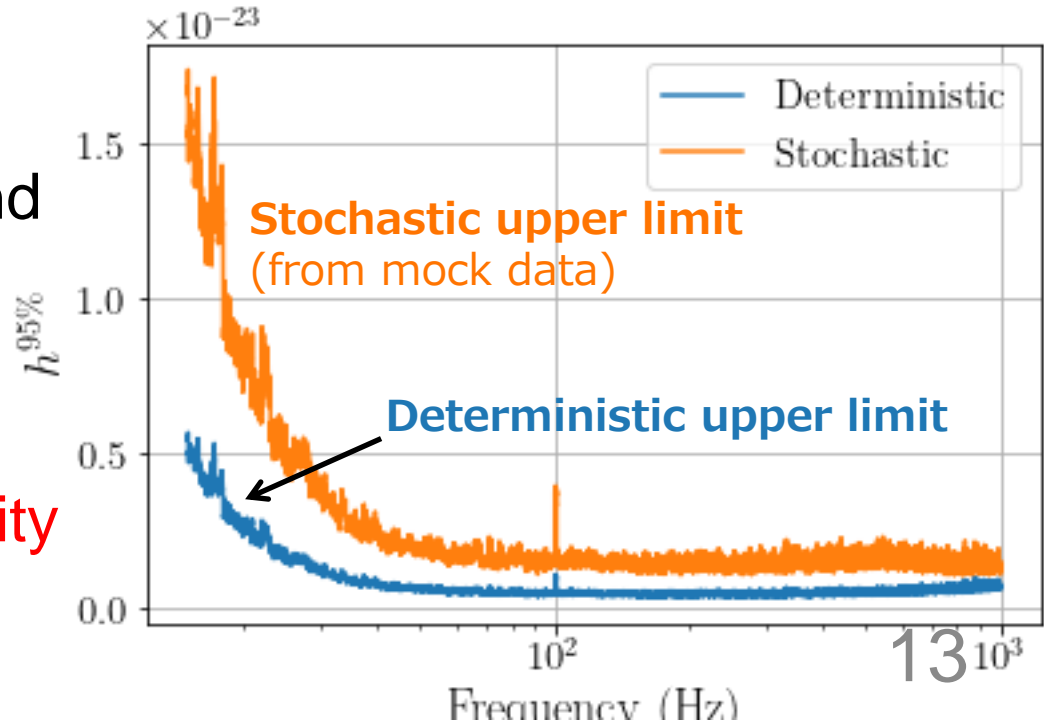
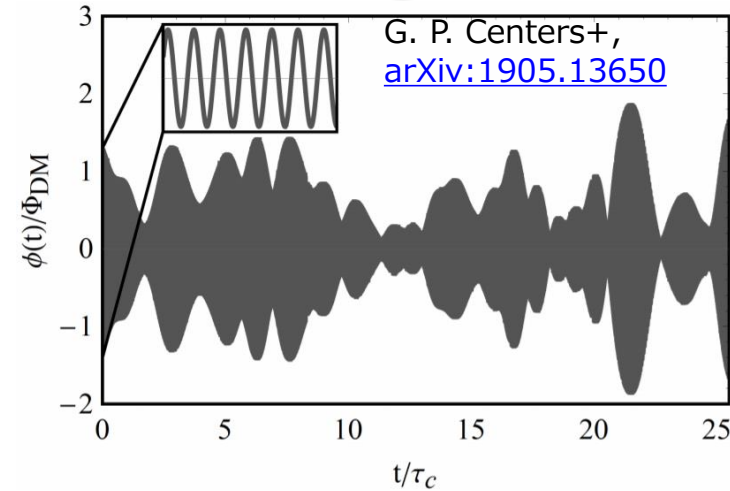
Stochastic Nature of DM Signal

- DM signal is from **superposition** of many waves with various momentum, phase and polarization
- The **amplitude fluctuates** at the time scale of

$$\tau = 2\pi / (m_A v_{\text{DM}}^2)$$

- At low frequencies, DM signal **could be too small by chance** and elude detection
- Method to **calculate upper limit** taking into account this **stochasticity** developed

H. Nakatsuka+, *in preparation*

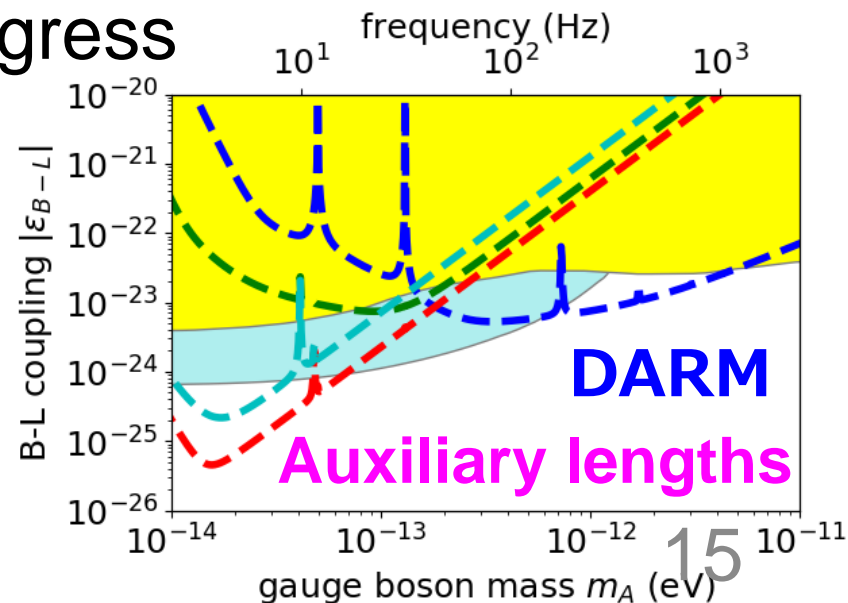


Testing Method on O3GK Data

- Applying the pipeline for **two sets of 10^4 sec data**
- **Veto** using
 - sharpness of the peak ($\Delta f/f \sim 10^{-6}$ for DM)
 - consistency between segments
- Some candidates found (mostly in noise contaminated region)
- Working on **further veto** by
 - shape of the peaks
 - line noise investigations
 - consistency between channels etc.
- Obtained proof-of-principle results from O3GK data
 - internal review to be done

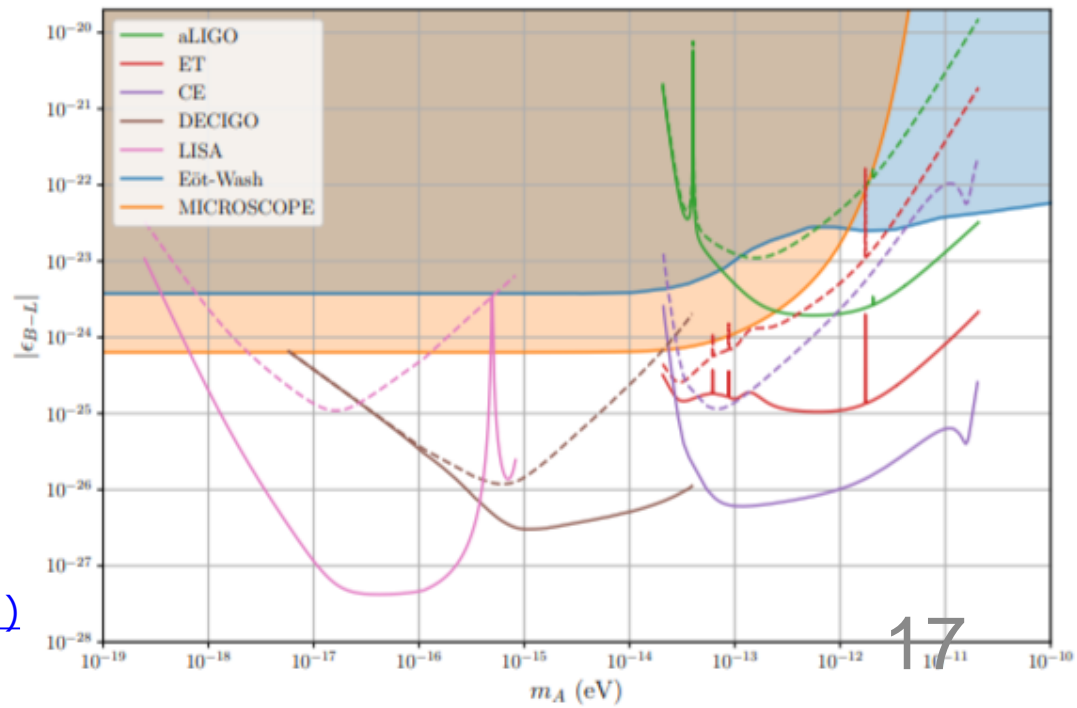
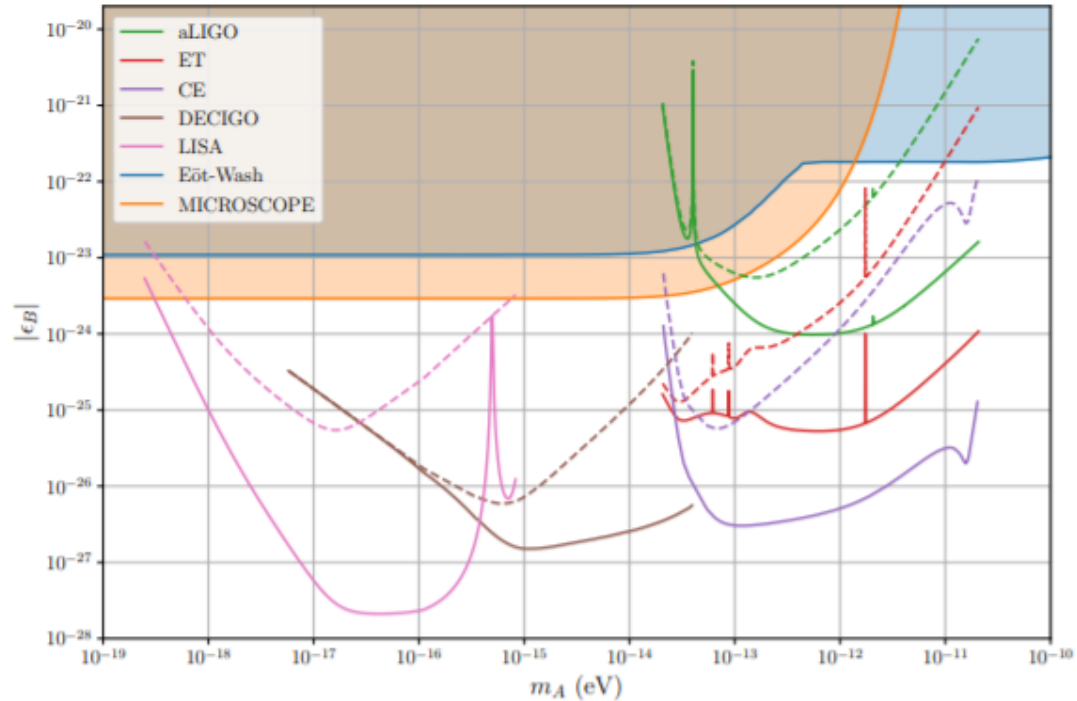
Summary and Outlook

- KAGRA can do **unique gauge boson dark matter search** since the interferometer consist of **sapphire** and **fused silica** mirrors
- Data analysis pipeline developed
- Applied the pipeline to **real KAGRA data in 2020** and got proof of principle results
- **Further veto studies** in progress
- **Observing run in 2022** planned with better sensitivity (O4)
- Stay tuned!



Additional Slides

With Space and 3G Detectors



S. Morisaki, T. Fujita, YM,
H. Nakatsuka, I. Obata,
[PRD 103, L051702 \(2021\)](#)

Freq-Mass-Coherence Time

Frequency	Mass	Coherent Time	Coherent Length
0.1 Hz	4.1e-16 eV	0.32 year	3e12 m
1 Hz	4.1e-15 eV	1e6 sec 12 days	3e11 m
10 Hz	4.1e-14 eV	1.2 days	3e10 m
100 Hz	4.1e-13 eV	2.8 hours	3e9 m
1000 Hz	4.1e-12 eV	17 minutes	3e8 m
10000 Hz	4.1e-11 eV	1.7 minutes	3e7 m