

Possible KAGRA Upgrades

Yuta Michimura¹, Kentaro Komori¹

Yutaro Enomoto¹, Koji Nagano²

Kentaro Somiya³

(for KAGRA R&D Group)


¹Department of Physics, University of Tokyo

²ICRR, University of Tokyo

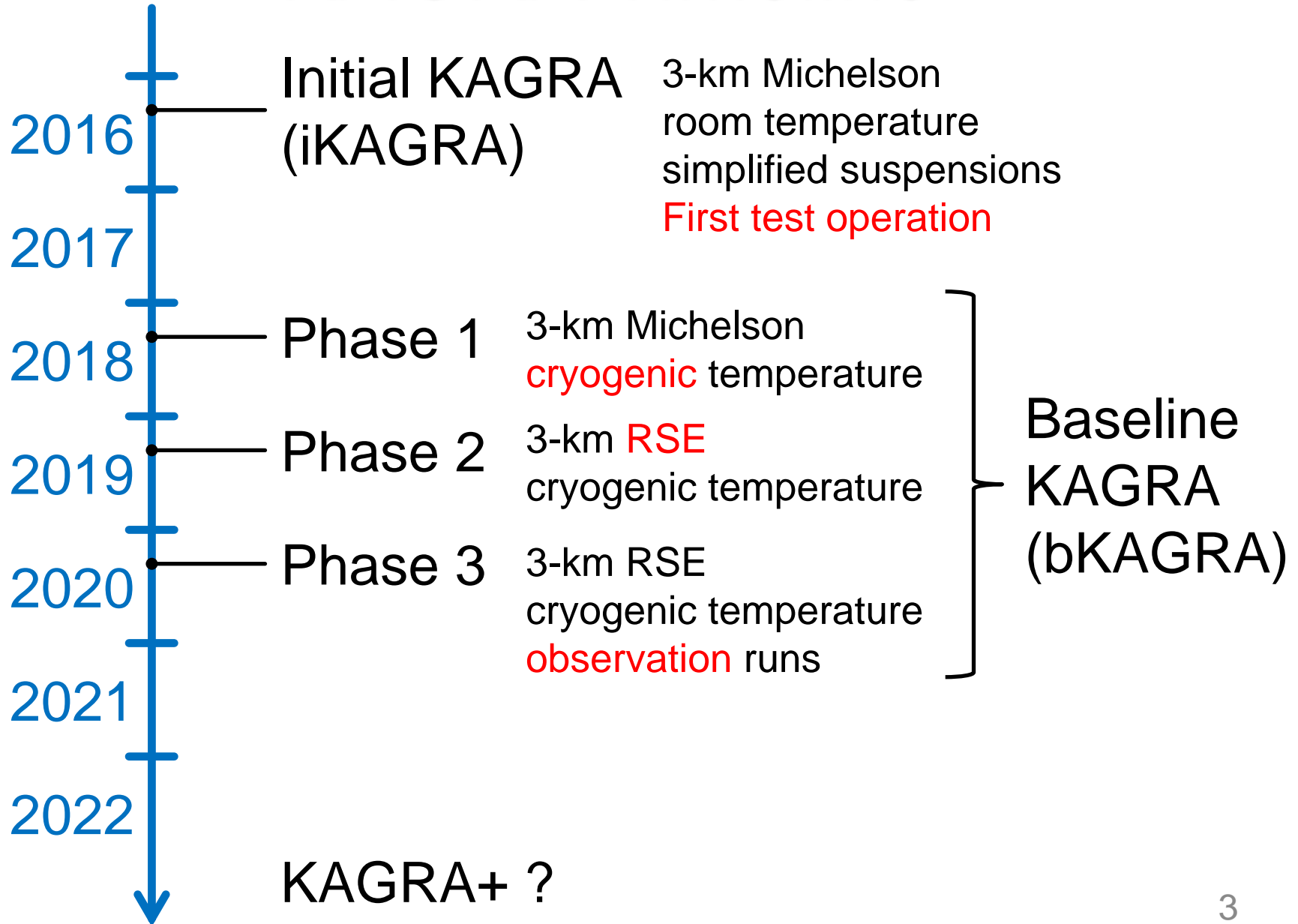
³Department of Physics, Tokyo Institute of Technology

Overview

- No concrete plan, no consensus yet
- Some R&D on-going
- Integrated study initiated recently
- Upgrade within current facility

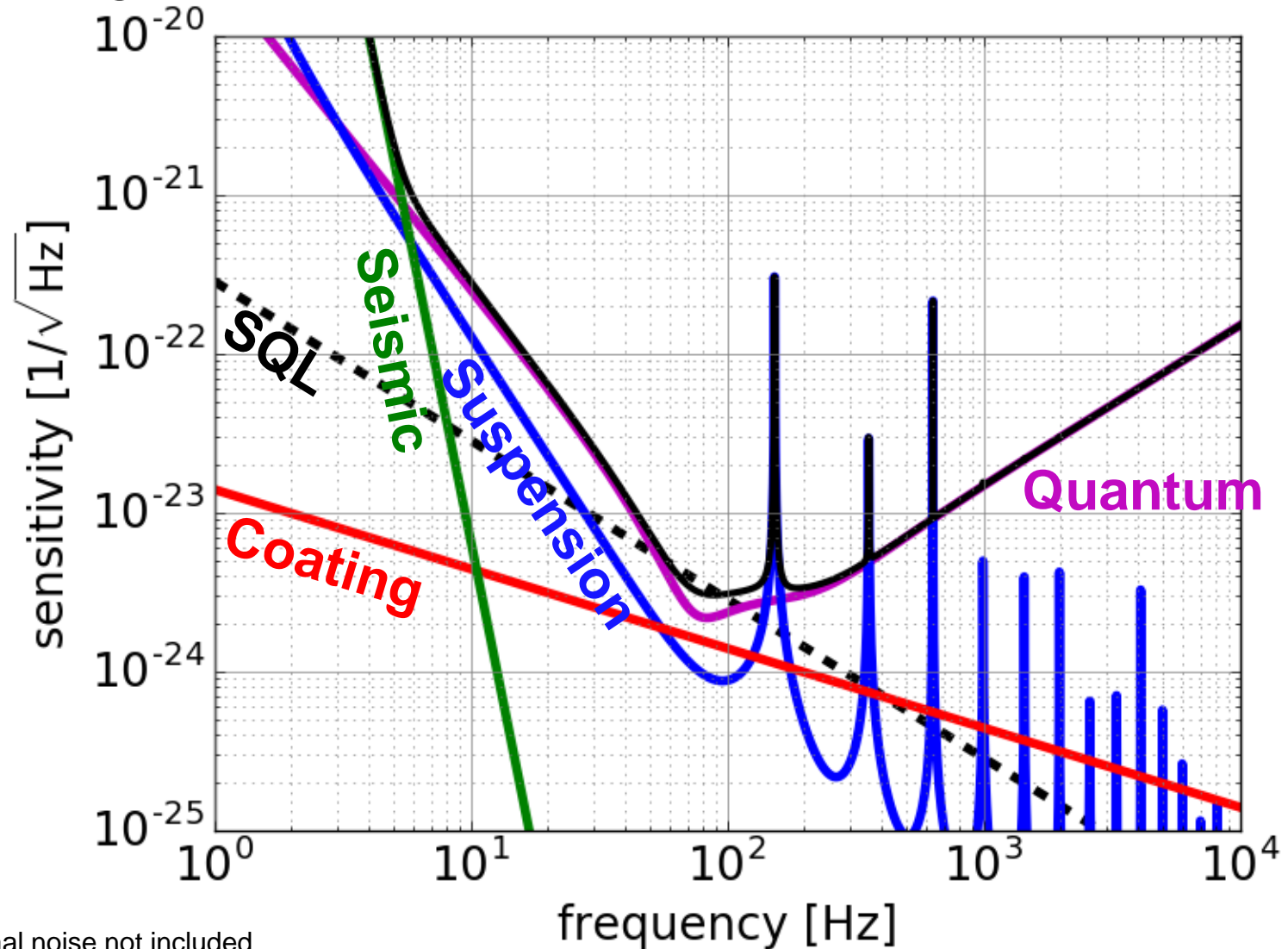


KAGRA Timeline



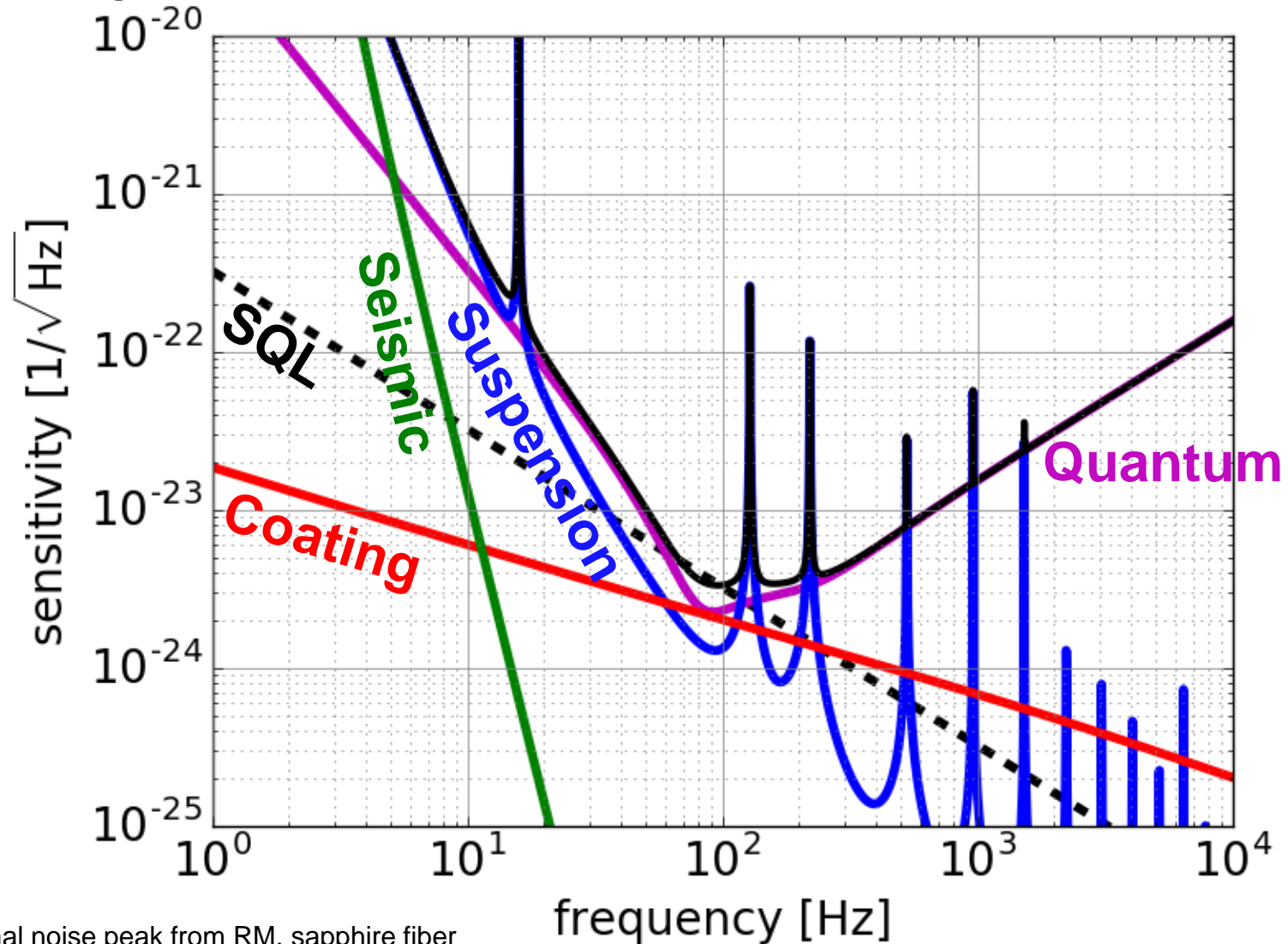
KAGRA Sensitivity (v2009)

- 30 kg, 20 K, 825 W at BS \rightarrow BNS 171 Mpc



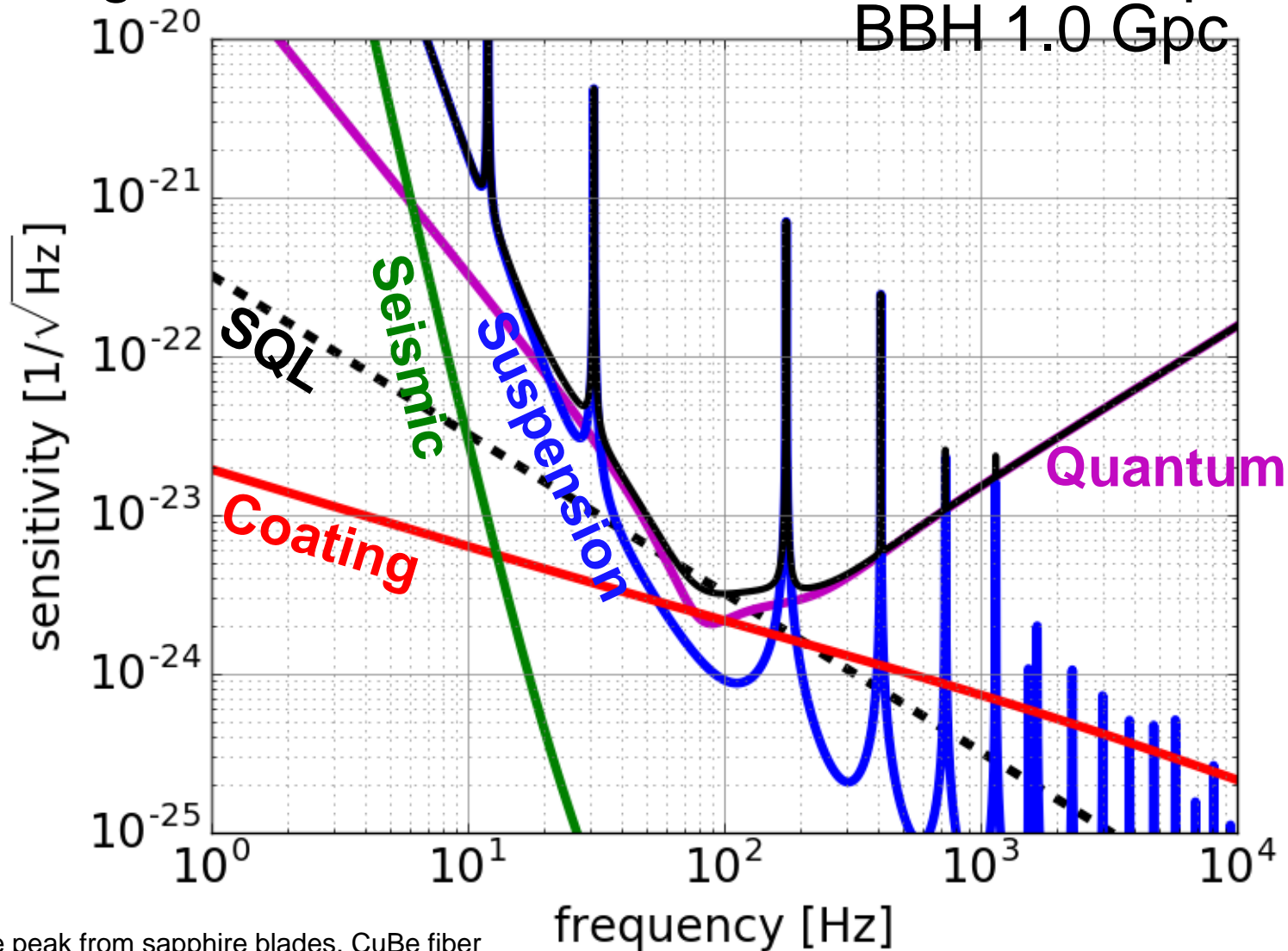
KAGRA Sensitivity (v2013)

- 23 kg, 20 K, 780 W at BS \rightarrow BNS 148 Mpc



KAGRA Sensitivity (v2017)

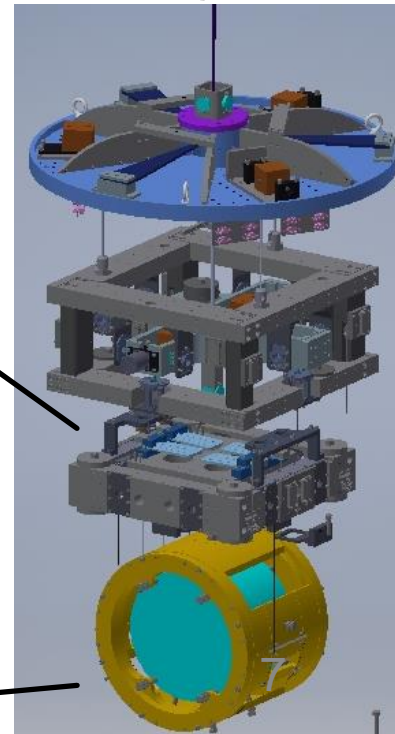
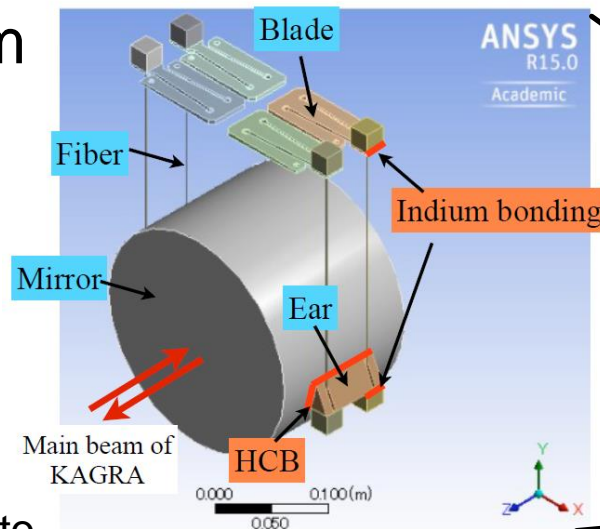
- 23 kg, 21.5 K, 780 W at BS → BNS 158 Mpc
BBH 1.0 Gpc



Update Details

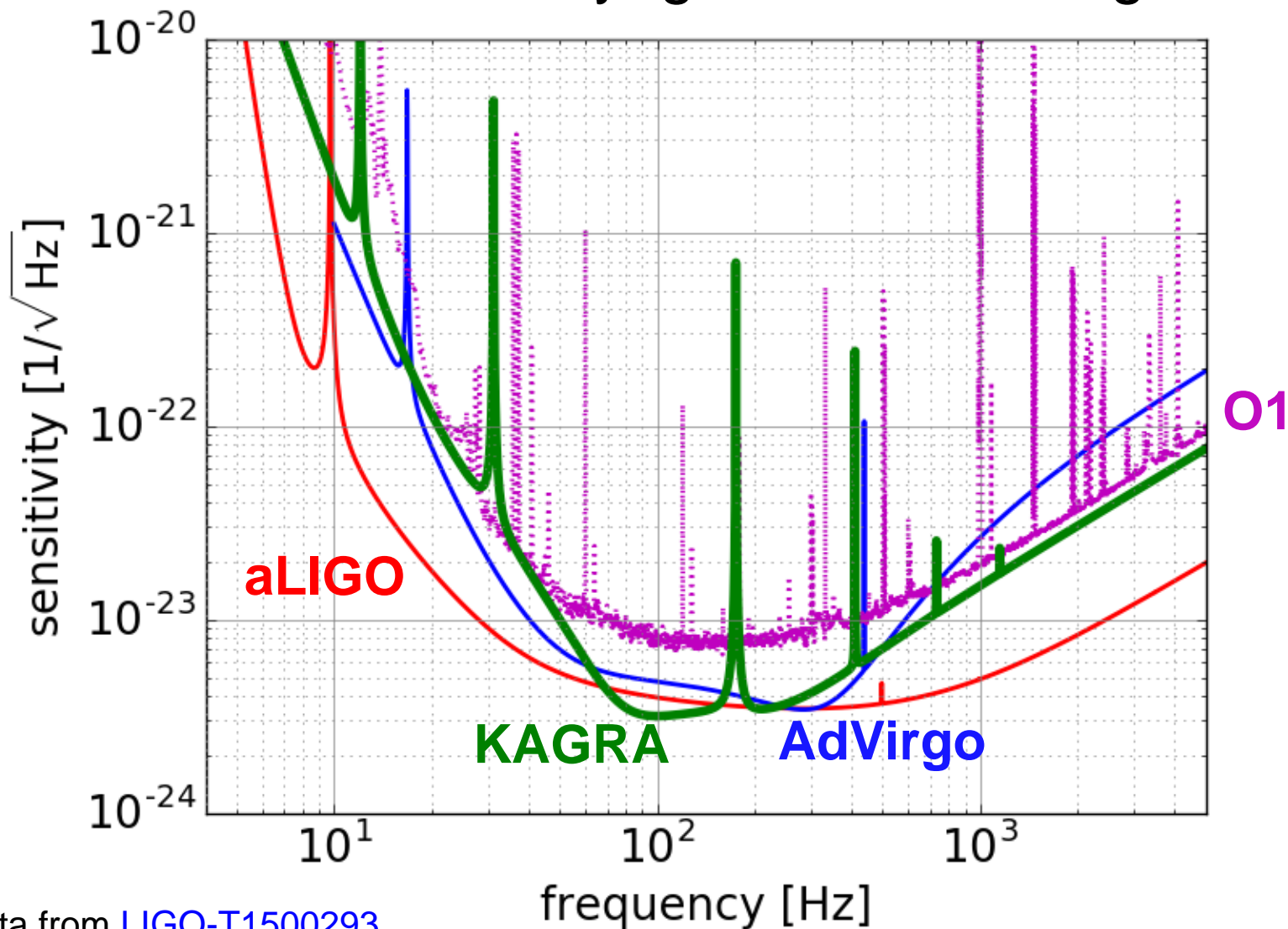
- Included sapphire blades into calculation
120 Hz vertical thermal noise peak now at 1.5 kHz 😊
- Temperature increased by 0.5 K from sapphire blades and indium bonding 😞
- Sapphire fiber length change (30 cm → 35 cm)
less heat extraction 😞
- ITM absorption was ~30 ppm/cm 😊
spec: 50 ppm/cm

→ 78 W input
21.5 K



KAGRA vs Other 2G

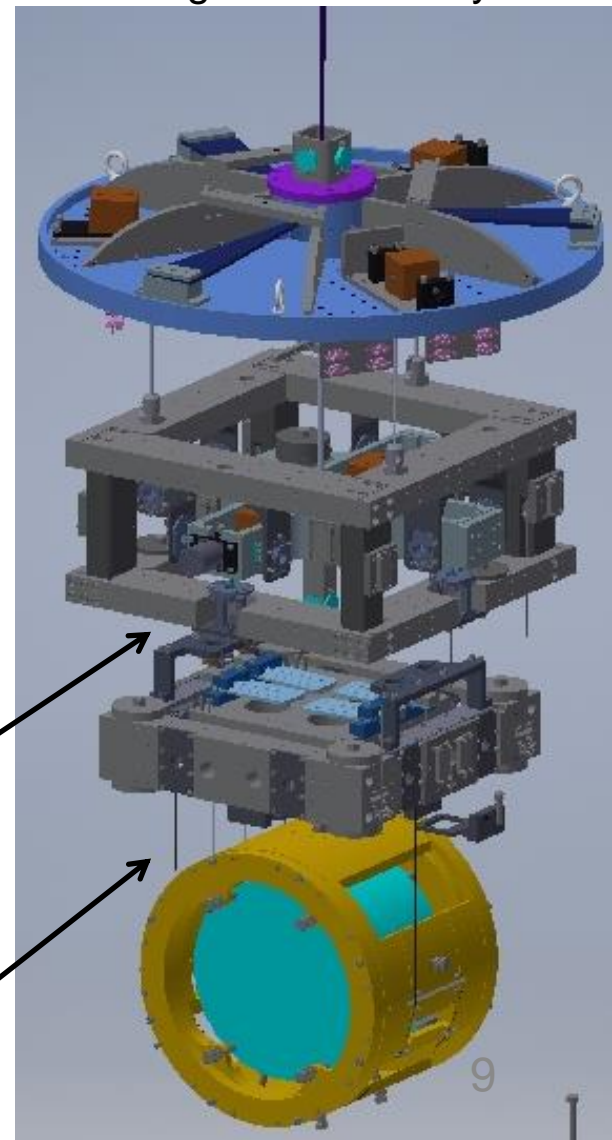
- Not better even with cryogenic and underground



KAGRA vs Other 2G

- Lighter mass because of sapphire
- Lower power for heat extraction
- Thick sapphire and lossy CuBe suspension increase suspension thermal noise
(low frequency sensitivity is not limited by underground seismic noise)

Figure from T. Miyamoto

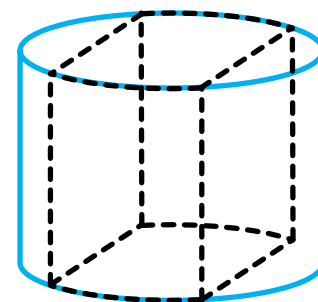
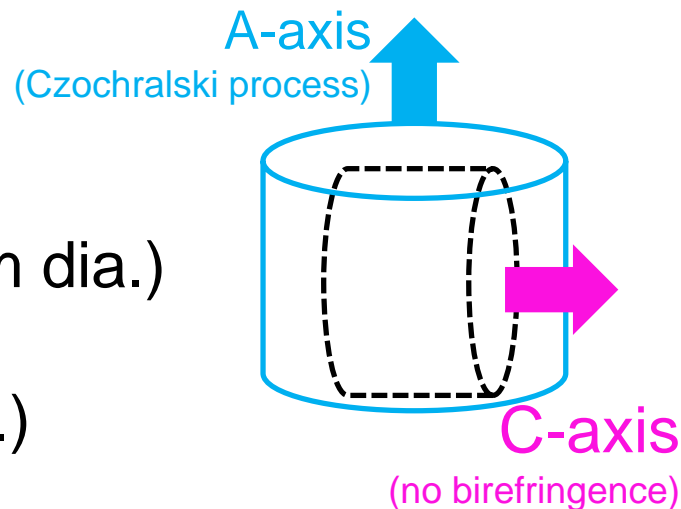


CuBe fibers ($\varphi=5e-6$)

1.6 mm dia. Sapphire fibers

Ideas for Improving Sensitivity


- Increase the mass
 - GAST project (upto 30 cm dia.)
 - composite mass
 - A-axis sapphire (upto 50 kg, 26 cm dia.)
 - non-cylindrical mass (upto 30 kg)
 - go silicon (upto 200 kg, 45 cm dia.)
- Focus on low frequency
 - low laser power, thin and long suspension
- Filter cavity
 - effectively increase mass and laser power
- Better cryopayload design
- ETM different from ITM, half-cryogenic, delay-line, folded arms, higher-order modes ???



R&D Activities


- Crystalline coating on sapphire
- Cryogenic silicon cavity for thermal noise measurements
- Mirror absorption characterization
- 300m filter cavity at TAMA300
- Quantum radiation pressure noise measurement with mg-scale mirror

Talk by Raffaele




2-inch GaAs/AlGaAs on sapphire
6ppm scattering, 9 large defects
(M. Marchio, R. Flaminio)


E. Capocasa *et al.*: [PRD 93, 082004 \(2016\)](#)



N. Matsumoto, K. Komori *et al.*:
[PRA 92, 033825 \(2015\)](#)



Cryogenic silicon cavity
(Photo by T. Ushiba)



Cryostat for silicon cavity
(Photo by S. Tanioka)

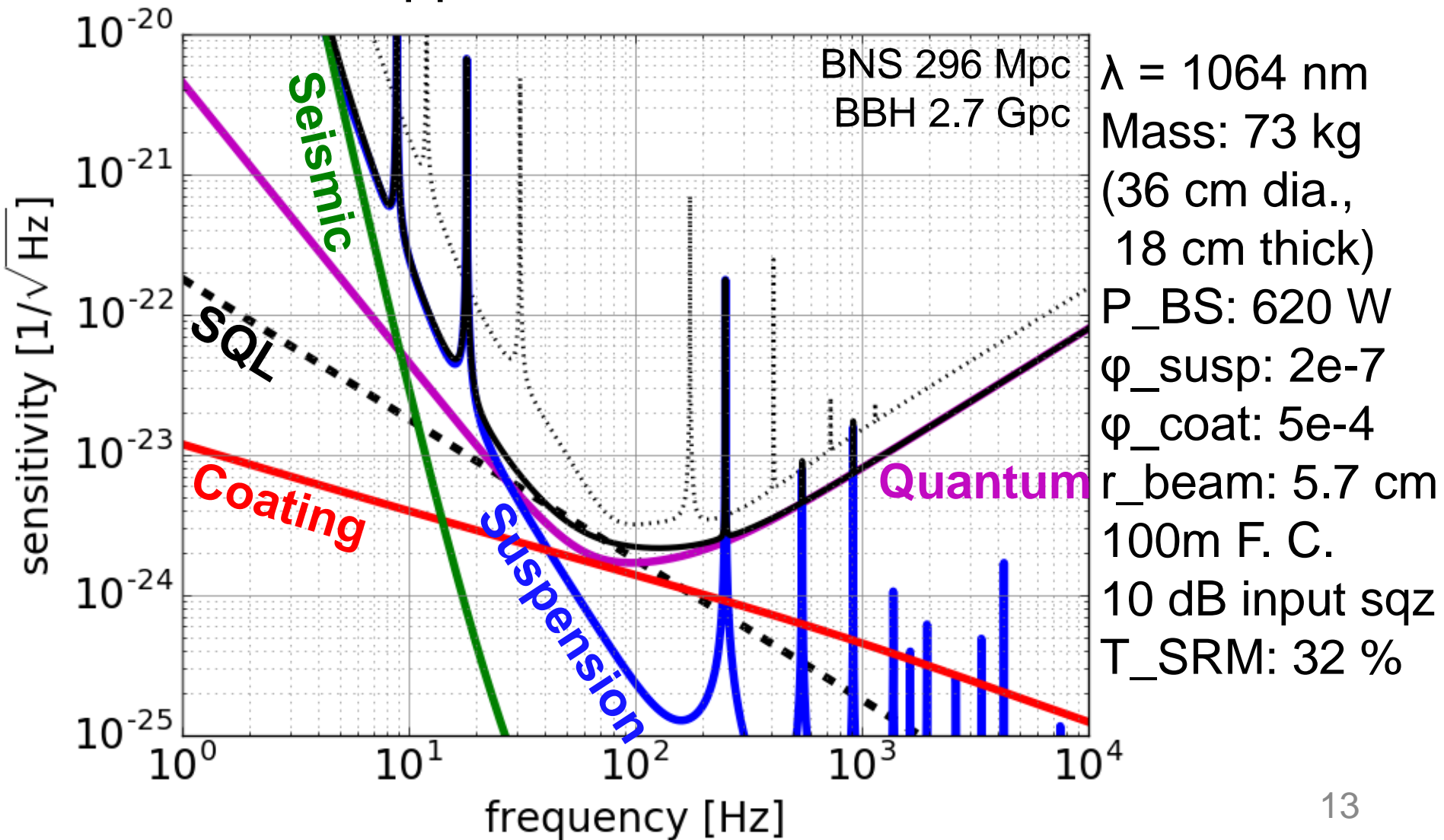
Integrated Design Study

- Informal meeting in February 2017 to start integrated study
- To begin with, appointed three students to show example sensitivity before starting more serious discussion
 - **Blue Ranger** (Yutaro Enomoto)
use heavier sapphire mirrors
 - **Black Ranger** (Kentaro Komori)
use Silicon
 - **Brown Ranger** (Koji Nagano)
low power to focus on low frequency



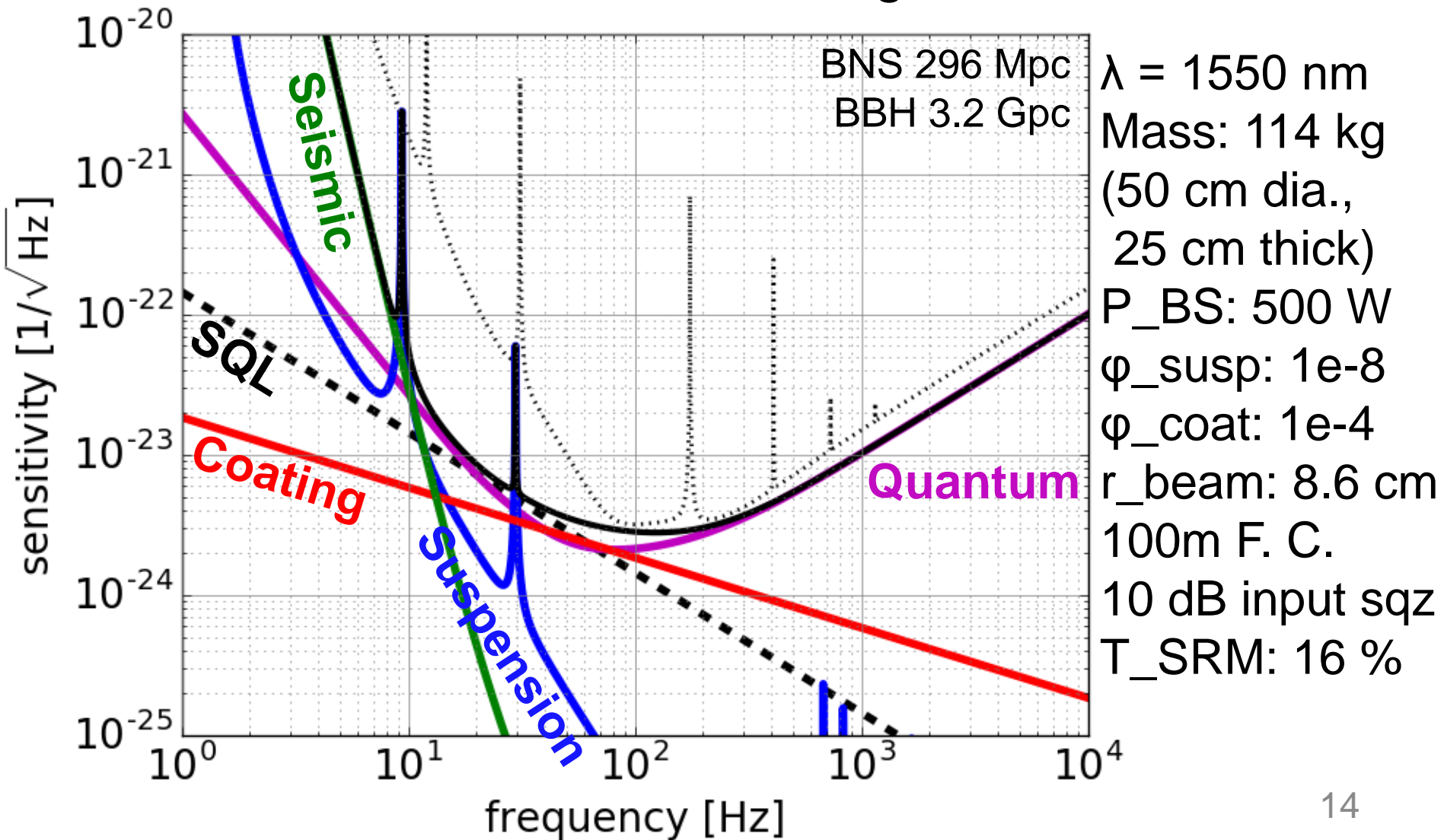
KAGRA+ Sensitivity: Blue

- Heavier sapphire and heavier IM, 20 K



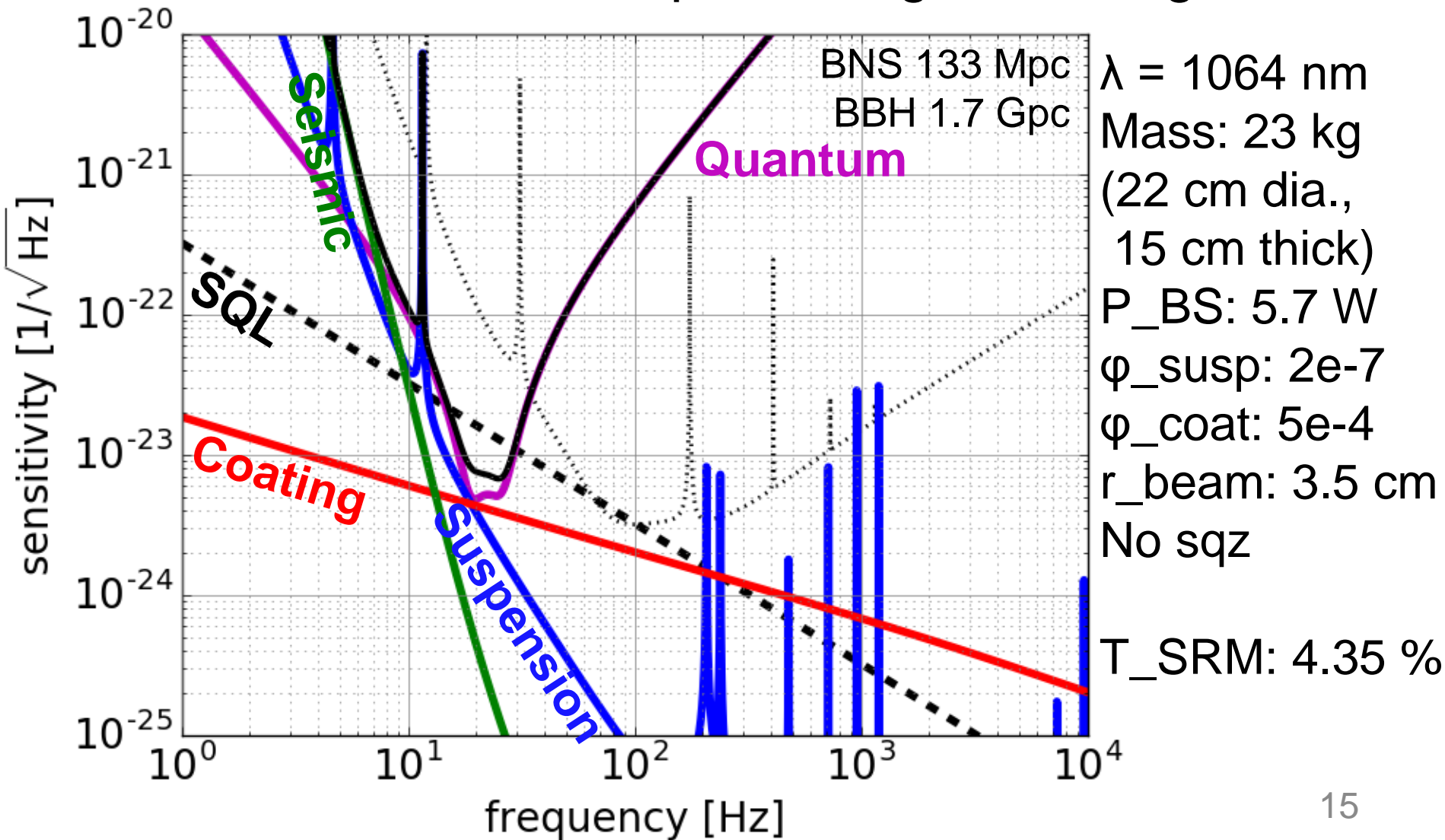
KAGRA+ Sensitivity: Black

- Silicon 123 K, radiative cooling



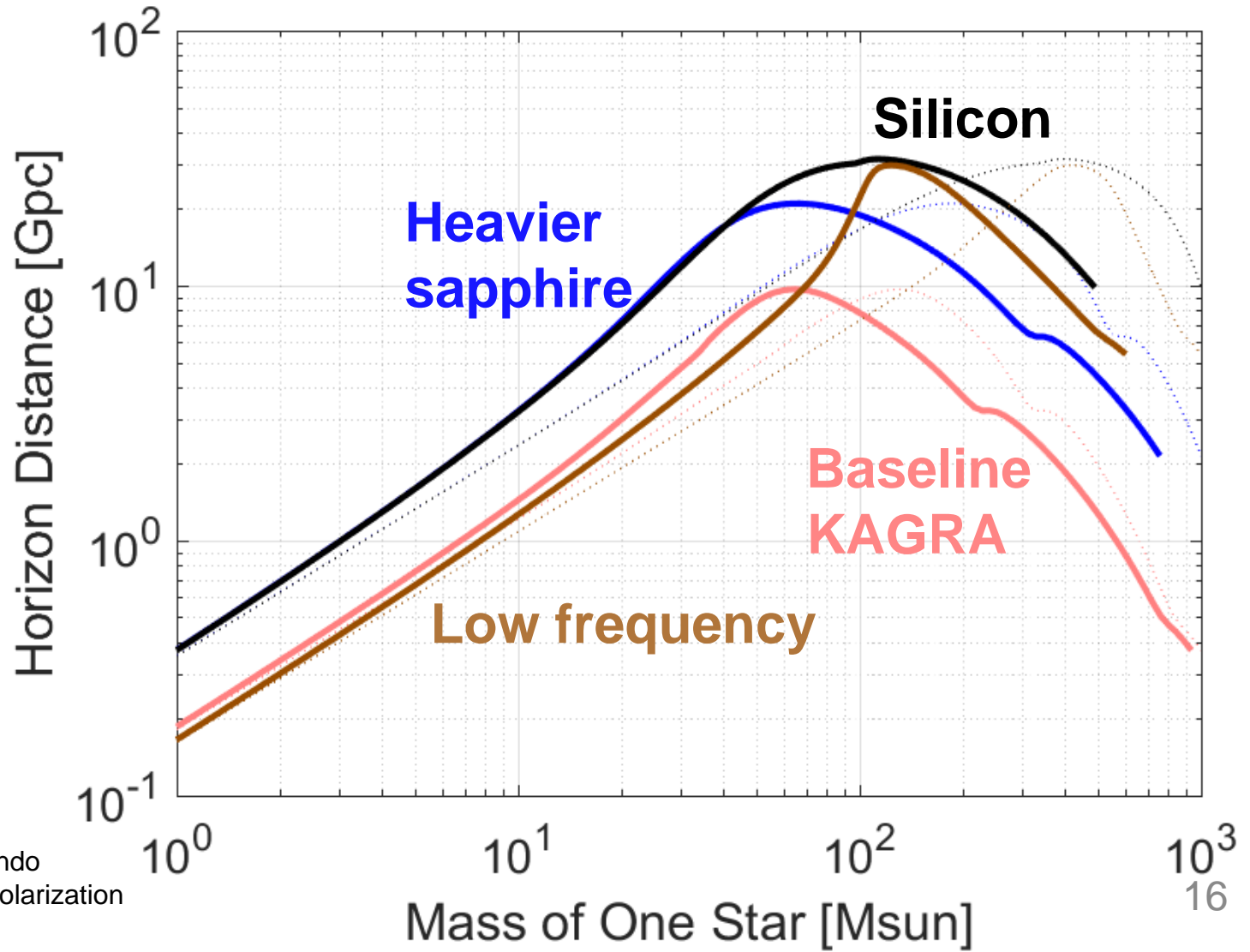
KAGRA+ Sensitivity: **Brown**

- Same test mass, low power, high detuning, 20 K



Example Astrophysical Reach

- Science case discussion on going



Summary

- R&D on going for future KAGRA upgrade
- Integrated sensitivity design study on future KAGRA upgrade initiated recently
- Maybe we will organize three teams to compare their proposals more seriously, based on feasibility, budget, and science
- Any comments are welcome

Supplementary Slides

2G/2G+ Parameter Comparison

	KAGRA	AdVirgo	aLIGO	A+	Voyager
Arm length [km]	3	3	4	4	4
Mirror mass [kg]	23	42	40	80	200
Mirror material	Sapphire	Silica	Silica	Silica	Silicon
Mirror temp [K]	23	295	295	295	123
Sus fiber	35cm Sap.	70cm SiO ₂	60cm SiO ₂	60cm SiO ₂	60cm Si
Fiber type	Fiber	Fiber	Fiber	Fiber	Ribbon
Input power [W]	55	125	125	125	140
Arm power [kW]	290	700	710	1150	3000
Wavelength [nm]	1064	1064	1064	1064	2000
Beam size [cm]	3.5 / 3.5	4.9 / 5.8	5.5 / 6.2	5.5 / 6.2	5.8 / 6.2
SQZ factor	0	0	0	6	8
F. C. length [m]	none	none	none	16	300

KAGRA Detailed Parameters

- **Optical parameters**
 - Mirror transmission: 0.4 % for ITM, 10 % for PRM, 15.36 % for SRM
 - Power at BS: 550 W
 - Detune phase: 3.5 deg (DRSE case)
 - Homodyne phase: 133 deg (DRSE case)
- **Sapphire mirror parameters**
 - TM size: 220 mm dia., 150 mm thick
 - TM mass: 22.8 kg
 - TM temperature: 21.5 K
 - Beam radius at ITM: 3.5 cm
 - Beam radius at ETM: 3.5 cm
 - Q of mirror substrate: $1e8$
 - Coating: tantala/silica
 - Coating loss angle: $3e-4$ for silica, $5e-4$ for tantala
 - Number of layers: 9 for ITM, 18 for ETM
 - Coating absorption: 0.5 ppm
 - Substrate absorption: 20 ppm/cm
- **Suspension parameters**
 - TM-IM fiber: 35 cm long, 1.6 mm dia.
 - IM temperature: 16.3 K
 - Heat extraction: 6580 W/m/K
 - Loss angle: $5e-6/2e-7/7e-7$ for CuBe fiber?/sapphire fiber/sapphire blade
- **Inspirial range calculation**
 - SNR=8, $f_{min}=10$ Hz, sky average constant 0.442478

KAGRA Cryopayload

Provided by T. Ushiba and T. Miyamoto

Platform
(SUS, 65 kg)

Marionette
(SUS, 22.5 kg)

Intermediate Mass
(SUS, 20.1 kg,
16.3 K)

Test Mass
(Sapphire, 23 kg,
21.5 K)

3 CuBe blade springs

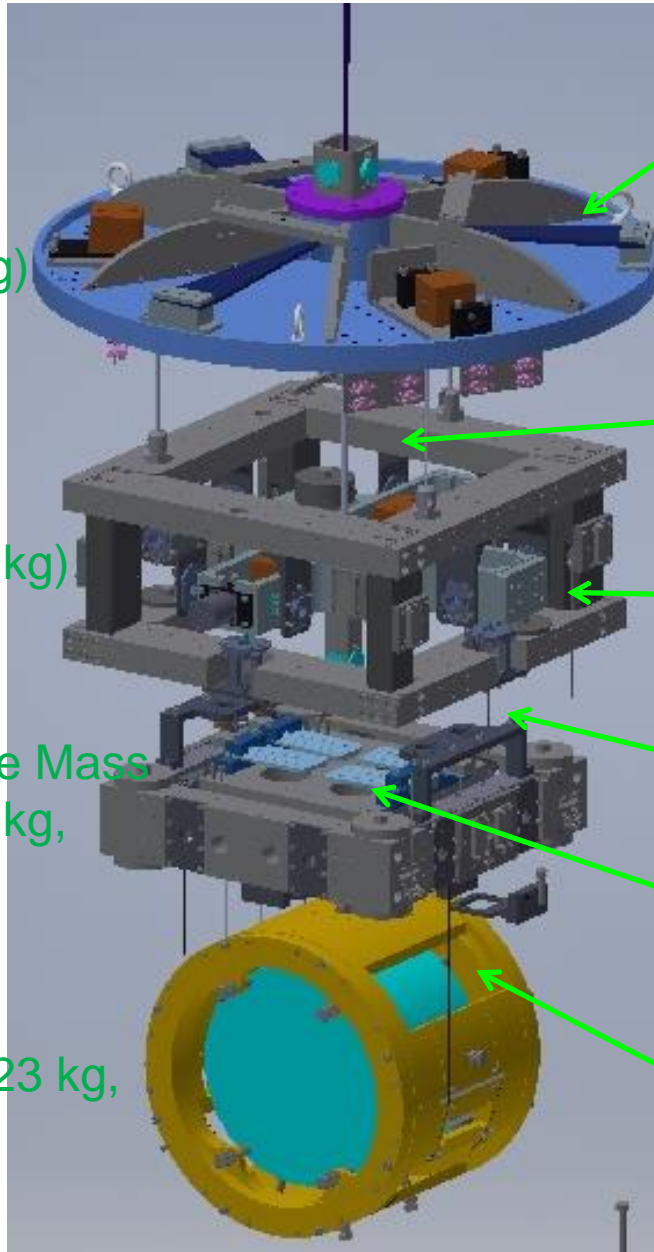
MN suspended by 1 Maraging steel fiber
(35 cm long, 2-7mm dia.)
MRM suspended by 3 CuBe fibers

Heat link attached to MN

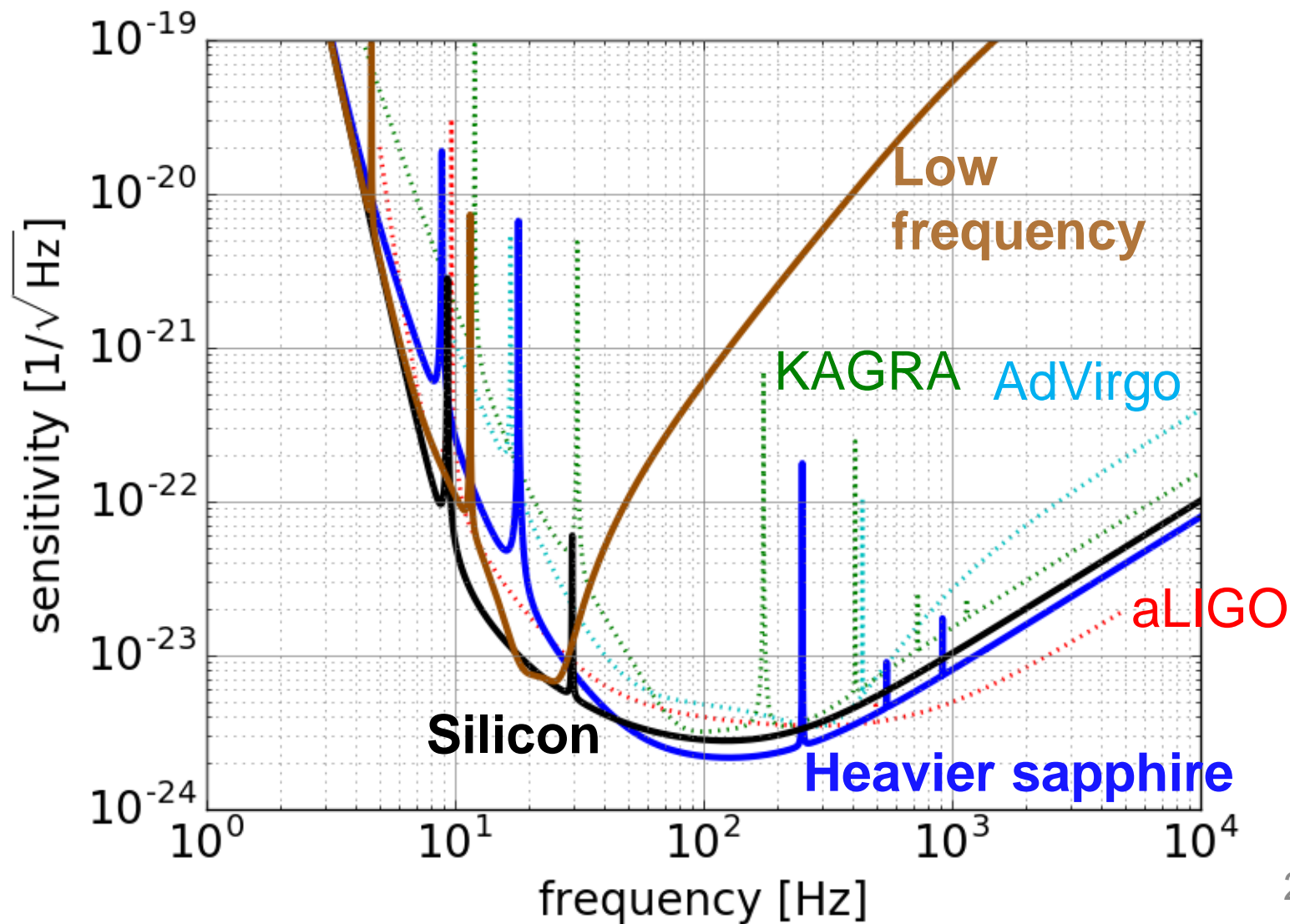
IM suspended by 4 CuBe fibers
(24 cm long, 0.6 mm dia)
IRM suspended by 4 CuBe fibers

4 sapphire blades

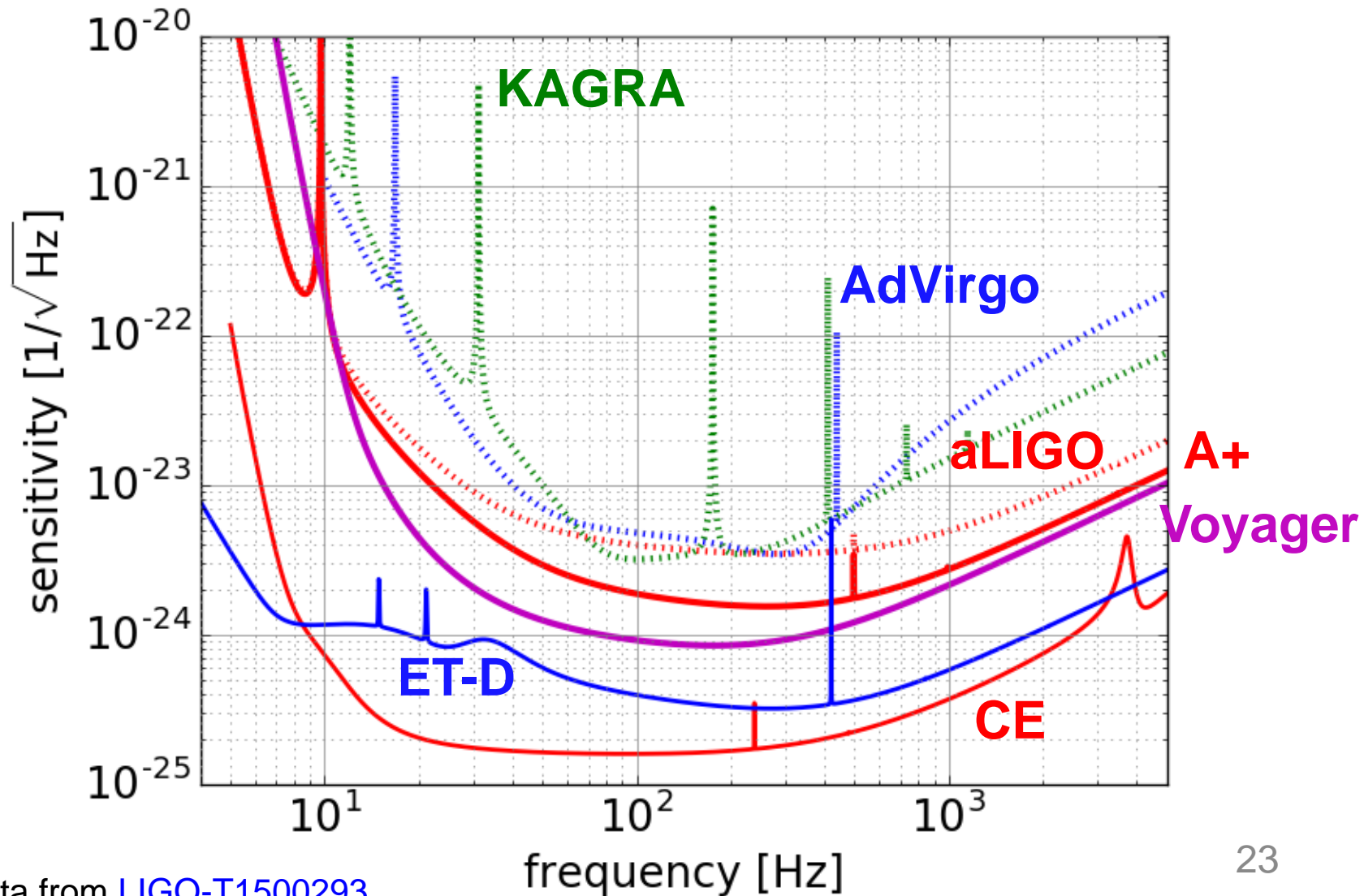
TM suspended by 4 sapphire fibers
(35 cm long, 1.6 mm dia.)
RM suspended by 4 CuBe fibers



Example KAGRA+ Comparison



2-3G Sensitivity Comparison



Other References

- K. Somiya, 感度について [JGW-G1605698](#)
On recent official sensitivity update
- K. Somiya, KAGRA2020 [JGW-G1503551](#)
Slides for GWADW2015 on KAGRA upgrade
- K. Somiya *et al.*: LCGT-LF report [JGW-T1100446](#)
Study report on a reconsideration of the LCGT
bandwidth for low-frequency measurements
- M. Ando *et al.*: Study report on LCGT
interferometer observation band [JGW-T1000065](#)