

KAGRA+ Upgrade Plans

Yuta Michimura¹, Kentaro Komori¹

Yutaro Enomoto¹, Koji Nagano²

Kentaro Somiya³

(for KAGRA R&D Team)


¹Department of Physics, University of Tokyo

²ICRR, University of Tokyo

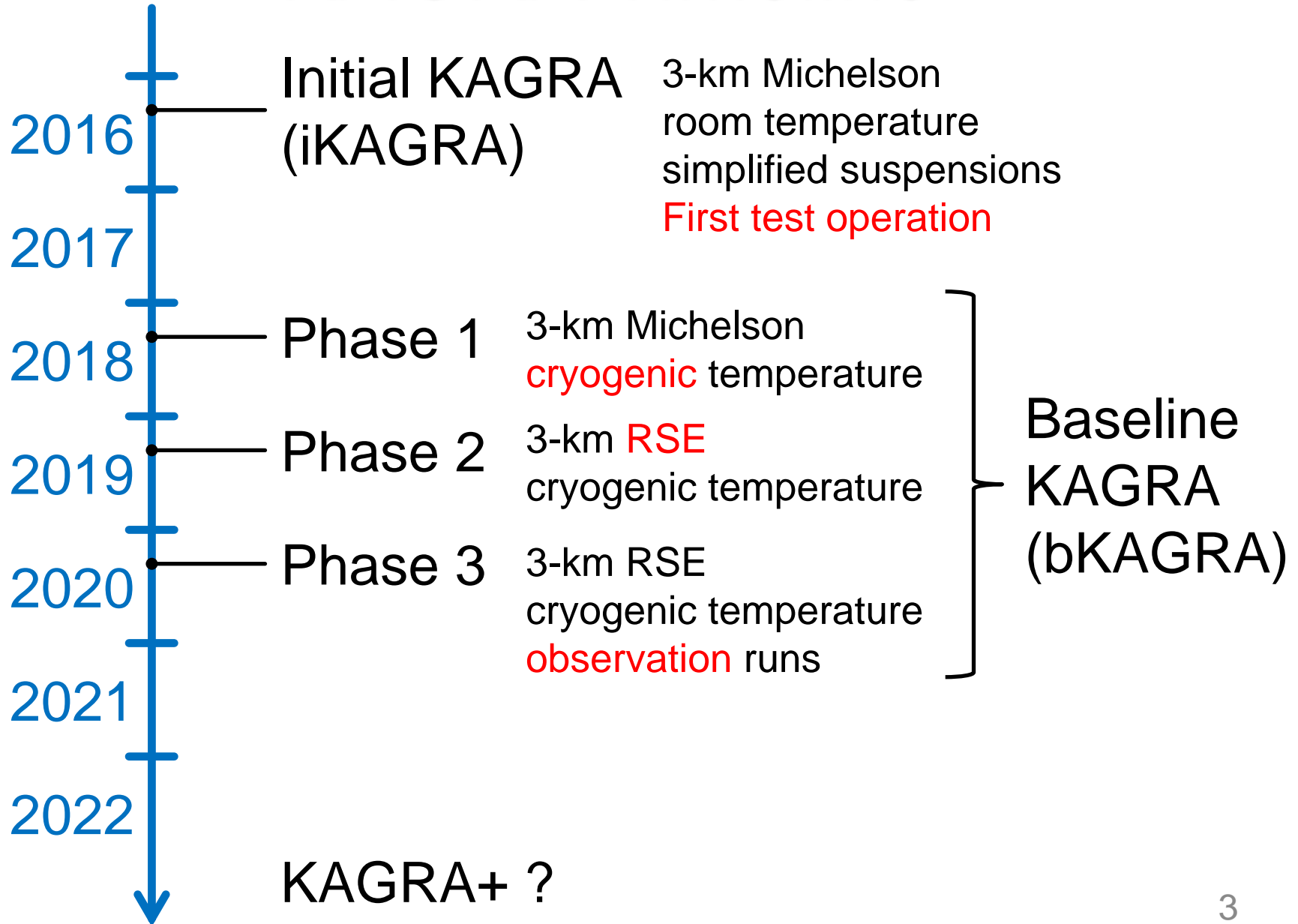
³Department of Physics, Tokyo Institute of Technology

Overview

- No concrete plan, no consensus yet
- Some R&D on-going
- Integrated study initiated recently
- Upgrade within current facility

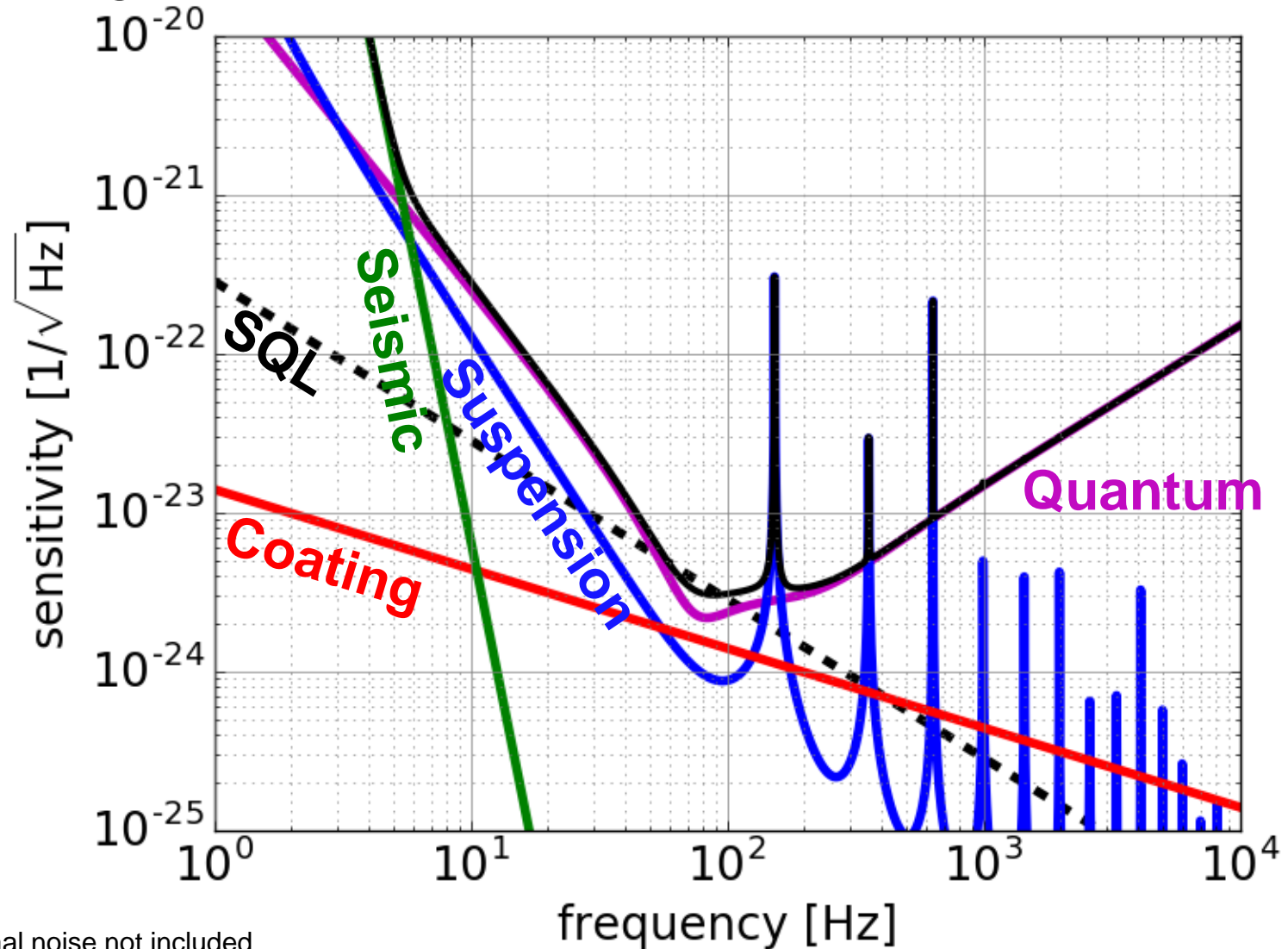


KAGRA Timeline



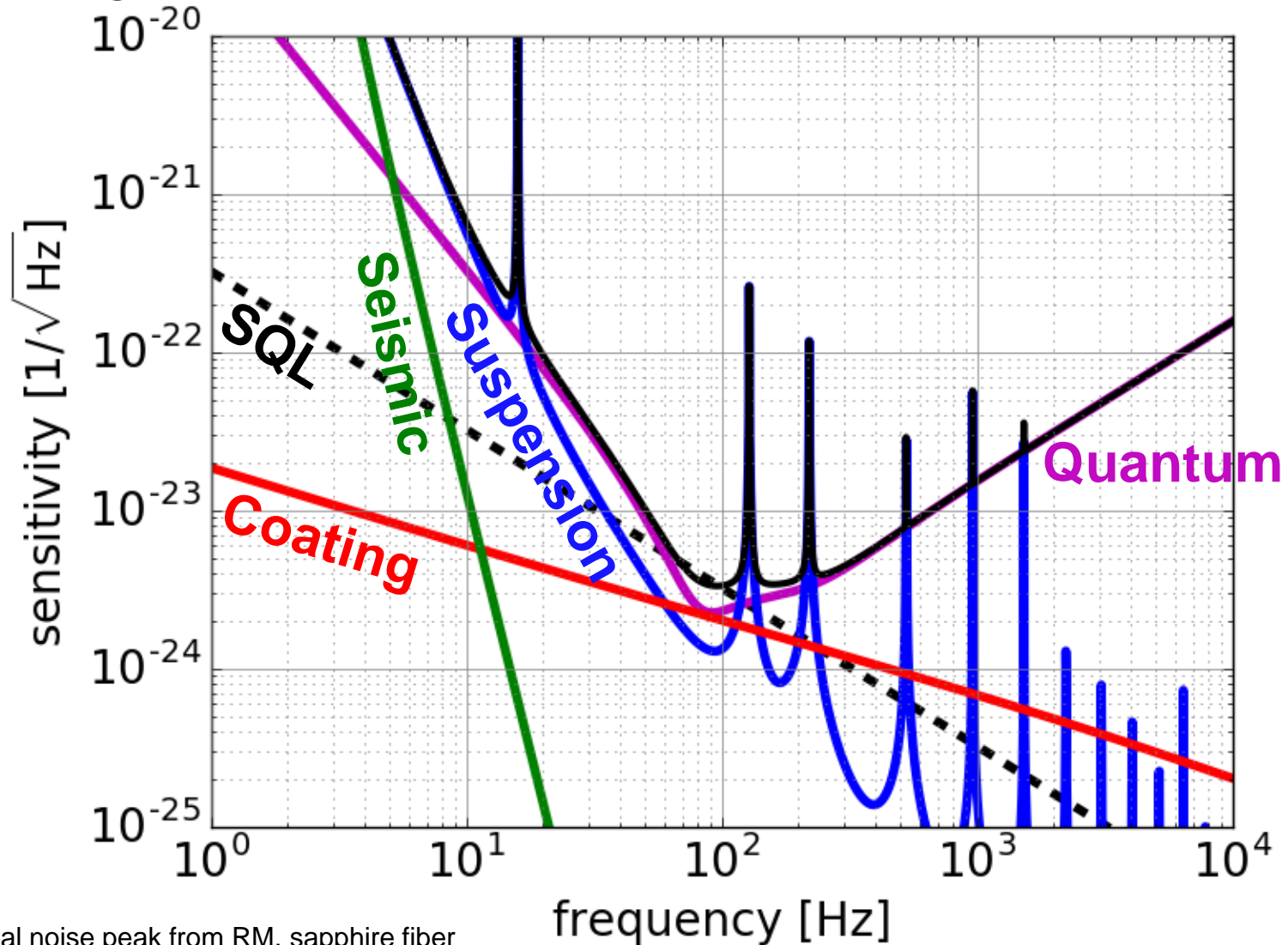
KAGRA Sensitivity (v2009)

- 30 kg, 20 K, 825 W at BS → BNS 171 Mpc



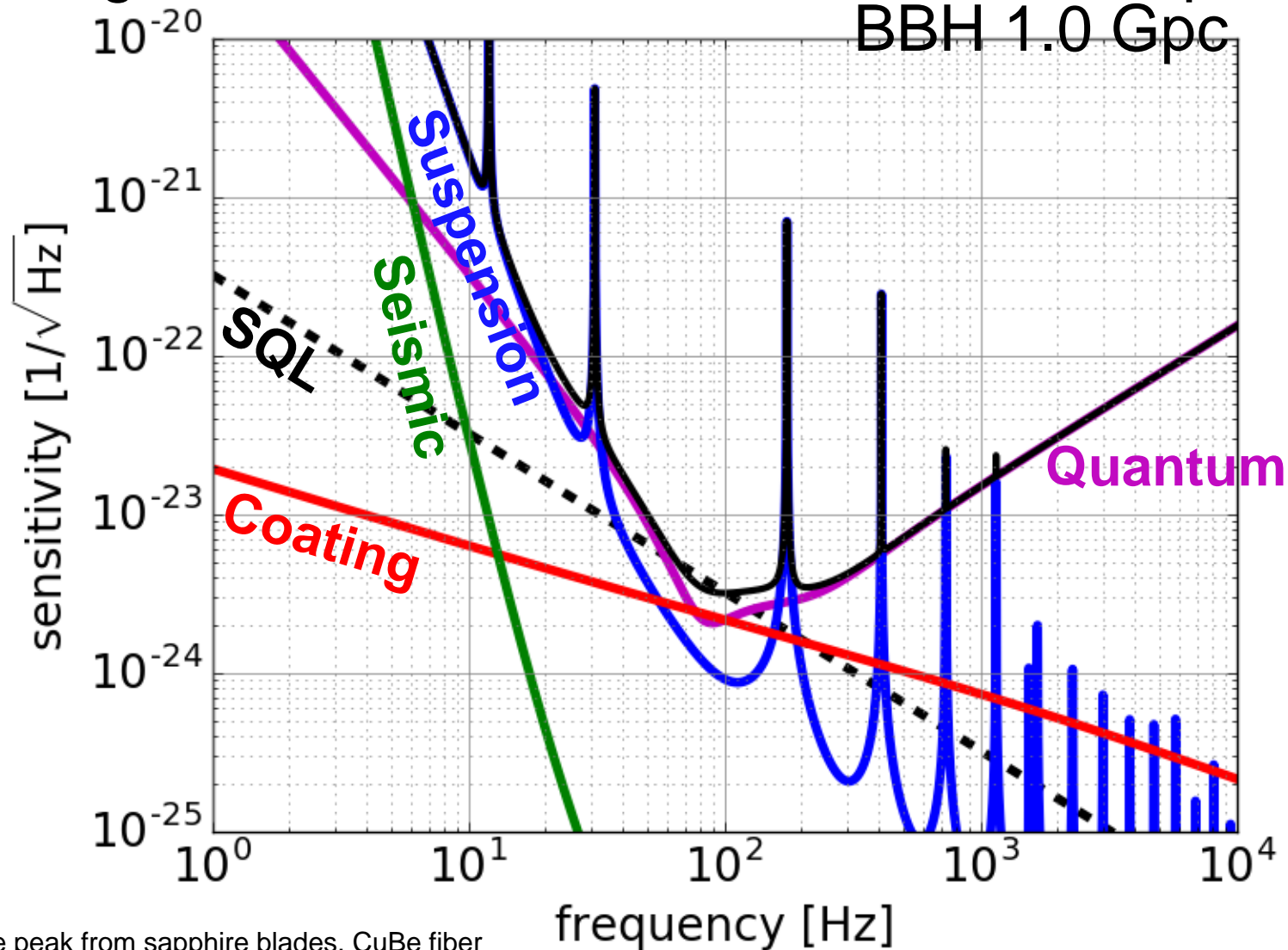
KAGRA Sensitivity (v2013)

- 23 kg, 20 K, 780 W at BS → BNS 148 Mpc



KAGRA Sensitivity (v2017)

- 23 kg, 21.5 K, 780 W at BS \rightarrow BNS 158 Mpc
BBH 1.0 Gpc



Update Details

- Included sapphire blades into calculation
120 Hz vertical thermal noise peak now at 1.5 kHz 😊
- Temperature increased by 0.5 K from sapphire blades and indium bonding 😞
- Sapphire fiber length change (30 cm → 35 cm)
less heat extraction 😞
- ITM absorption was ~30 ppm/cm 😊
spec: 50 ppm/cm

→ 21.5 K

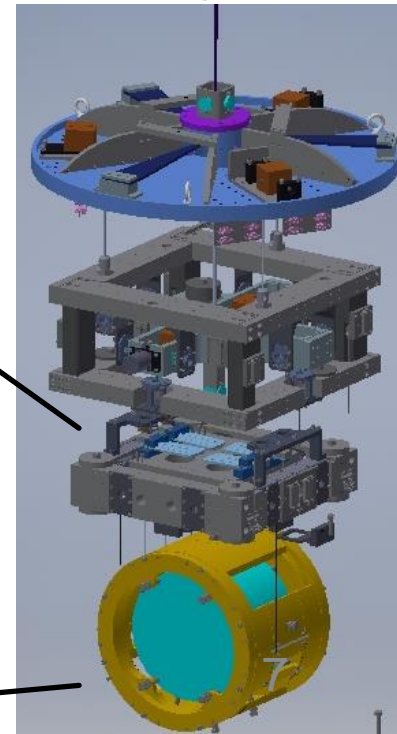
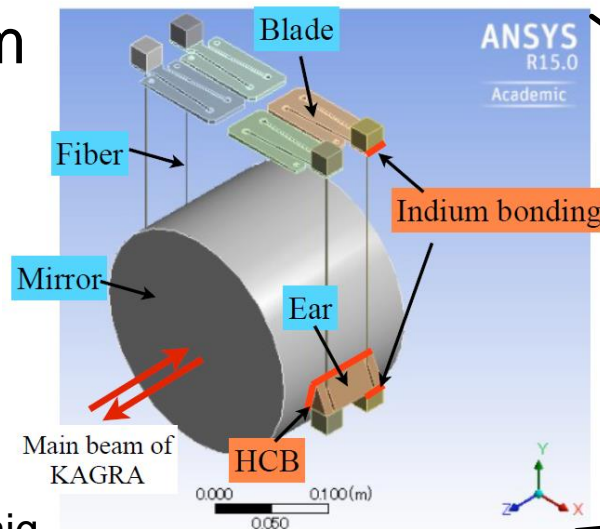
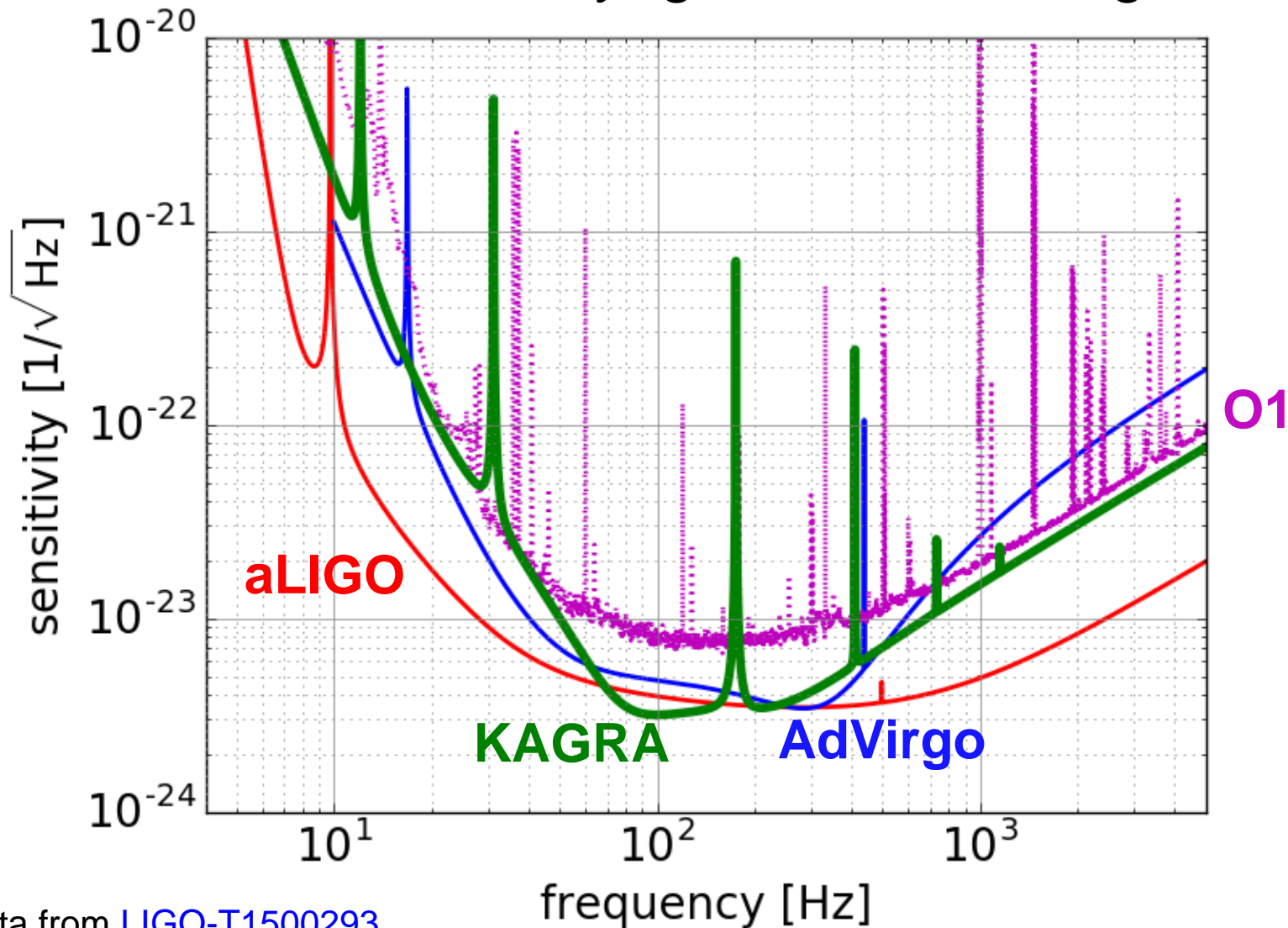


Figure from K. Craig

KAGRA vs Other 2G

- Not better even with cryogenic and underground

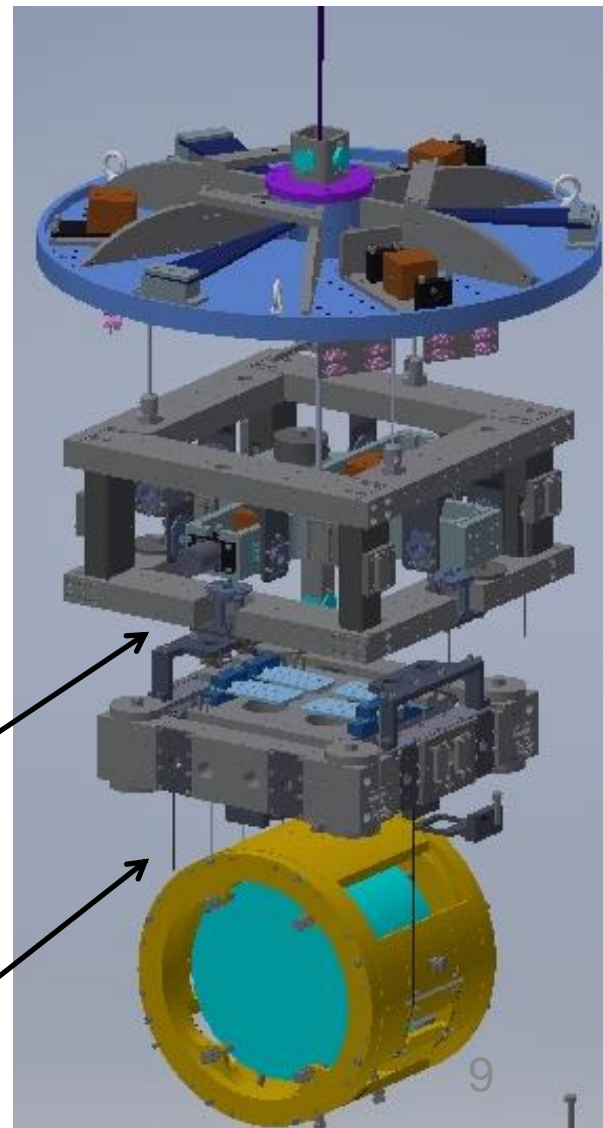


KAGRA vs Other 2G

- Lighter mass because of sapphire
- Lower power for heat extraction
- Thick sapphire and lossy CuBe suspension increase suspension thermal noise
(low frequency sensitivity is not limited by underground seismic noise)

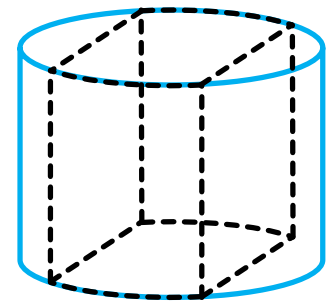
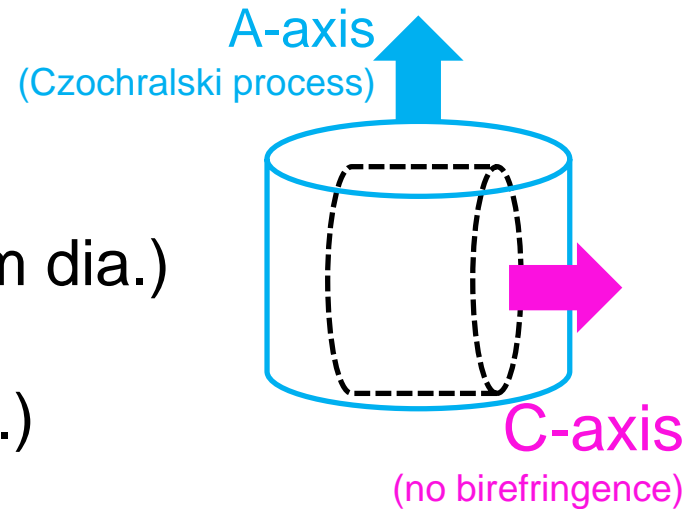
CuBe fibers ($\varphi=5e-6$)

1.6 mm dia. Sapphire fibers



Ideas for Improving Sensitivity


- Increase the mass
 - GAST project (upto 30 cm dia.)
 - composite mass
 - A-axis sapphire (upto 50 kg, 26 cm dia.)
 - non-cylindrical mass (upto 30 kg)
 - go silicon (upto 200 kg, 45 cm dia.)
- Focus on low frequency
 - low laser power, thin and long suspension
- Filter cavity
 - effectively increase mass and laser power
- Better cryopayload design
- ETM different from ITM, half-cryogenic, delay-line, folded arms, higher-order modes ???



R&D Activities


- Crystalline coating on sapphire
- Cryogenic silicon cavity for thermal noise measurements
- Mirror absorption characterization
- 300m filter cavity at TAMA300
- Quantum radiation pressure noise measurement with mg-scale mirror

Talk by Raffaele




2-inch GaAs/AlGaAs on sapphire
6ppm scattering, 9 large defects
(M. Marchio, R. Flaminio)


E. Capocasa *et al.*: [PRD 93, 082004 \(2016\)](#)



N. Matsumoto, K. Komori *et al.*:
[PRA 92, 033825 \(2015\)](#)



Cryogenic silicon cavity
(Photo by T. Ushiba)



Cryostat for silicon cavity
(Photo by S. Tanioka)

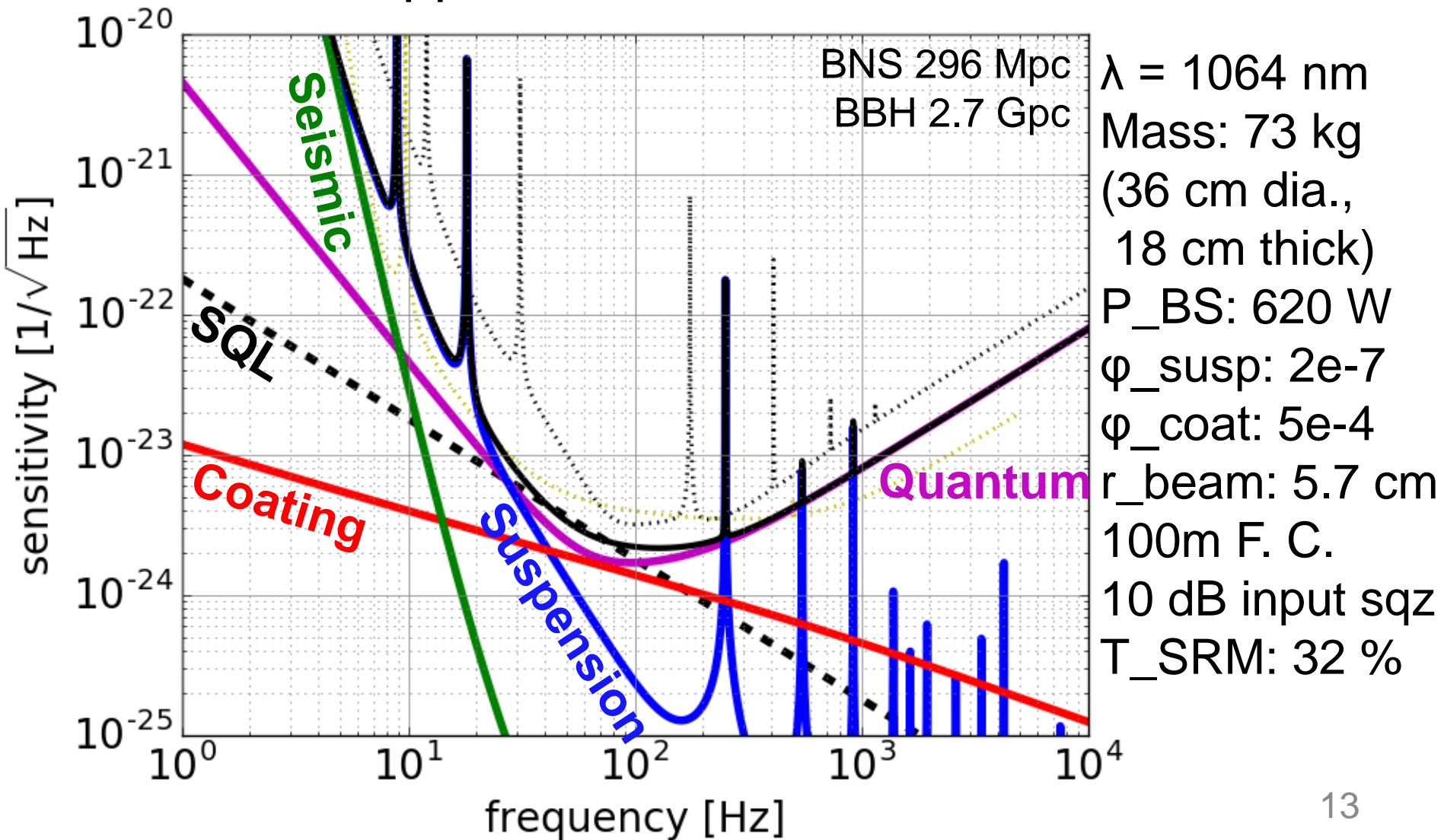


Integrated Design Study

- Informal meeting in February 2017 to start integrated study
- To begin with, appointed three students to show example sensitivity
 - **Team Blue** (Y. Enomoto *et al.*)
use heavier sapphire mirrors
 - **Team Black** (K. Komori *et al.*)
use Silicon
 - **Team Brown** (K. Nagano *et al.*)
low power to focus on low frequency

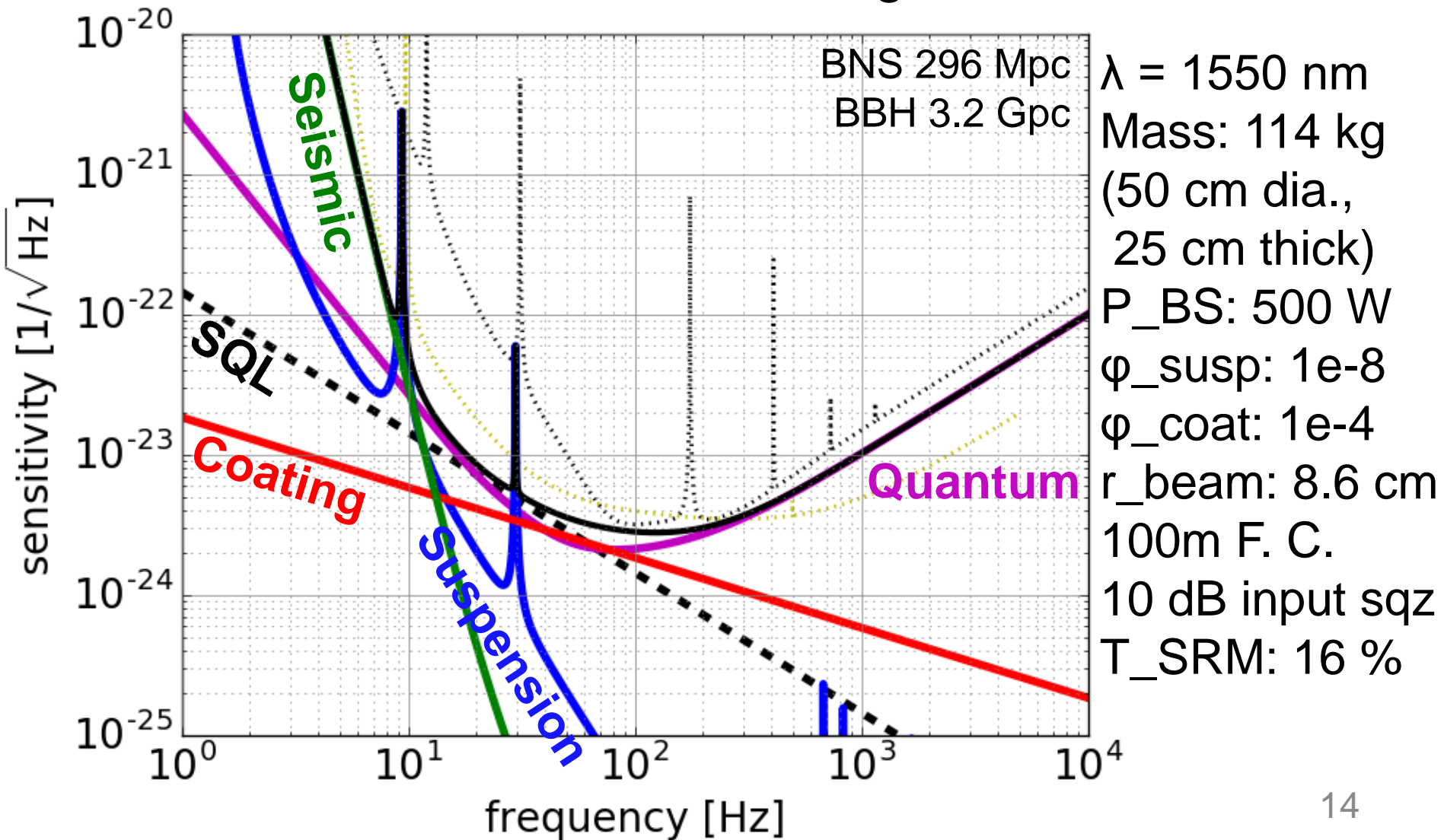
KAGRA+ Sensitivity: Blue

- Heavier sapphire and heavier IM, 20 K



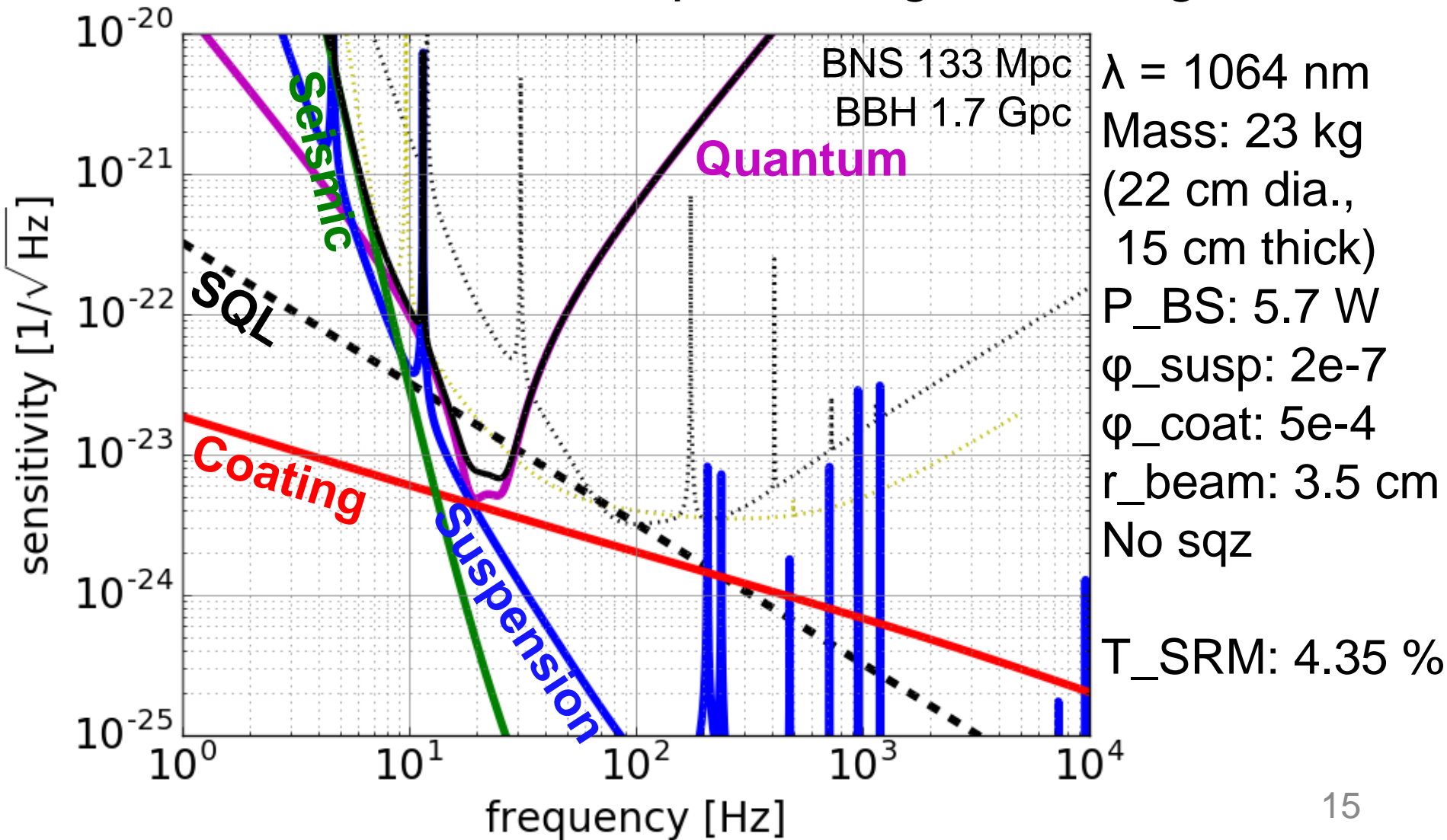
KAGRA+ Sensitivity: Black

- Silicon 123 K, radiative cooling



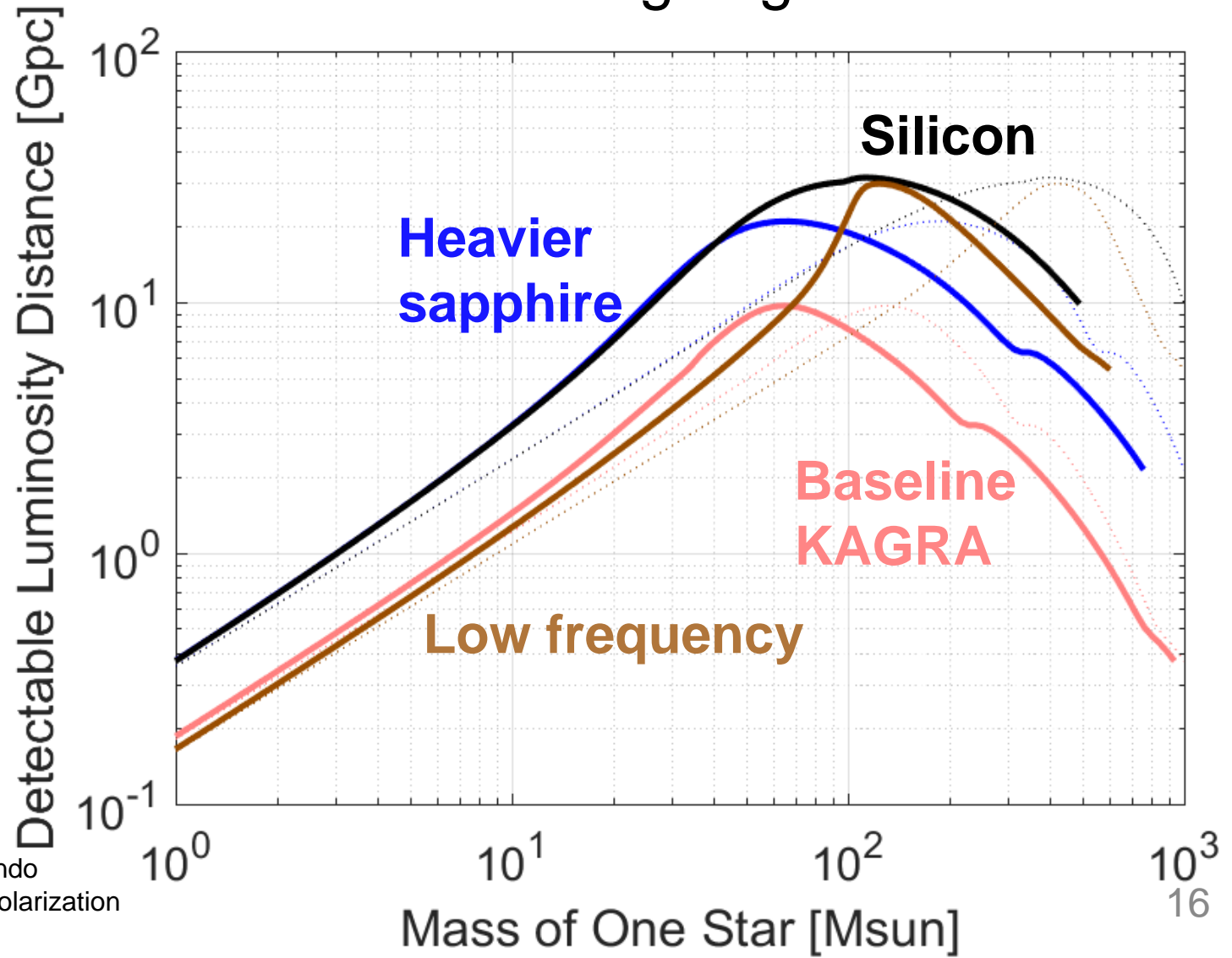
KAGRA+ Sensitivity: **Brown**

- Same test mass, low power, high detuning, 20 K



Example Astrophysical Reach

- Science case discussion on going



Summary

- R&D on going for future KAGRA upgrade
- Integrated sensitivity design study on KAGRA+ initiated recently
- Maybe we will make three teams to compare their proposals
- Science case discussion also on going
- Any comments are welcome

Supplementary Slides

2G/2G+ Parameter Comparison

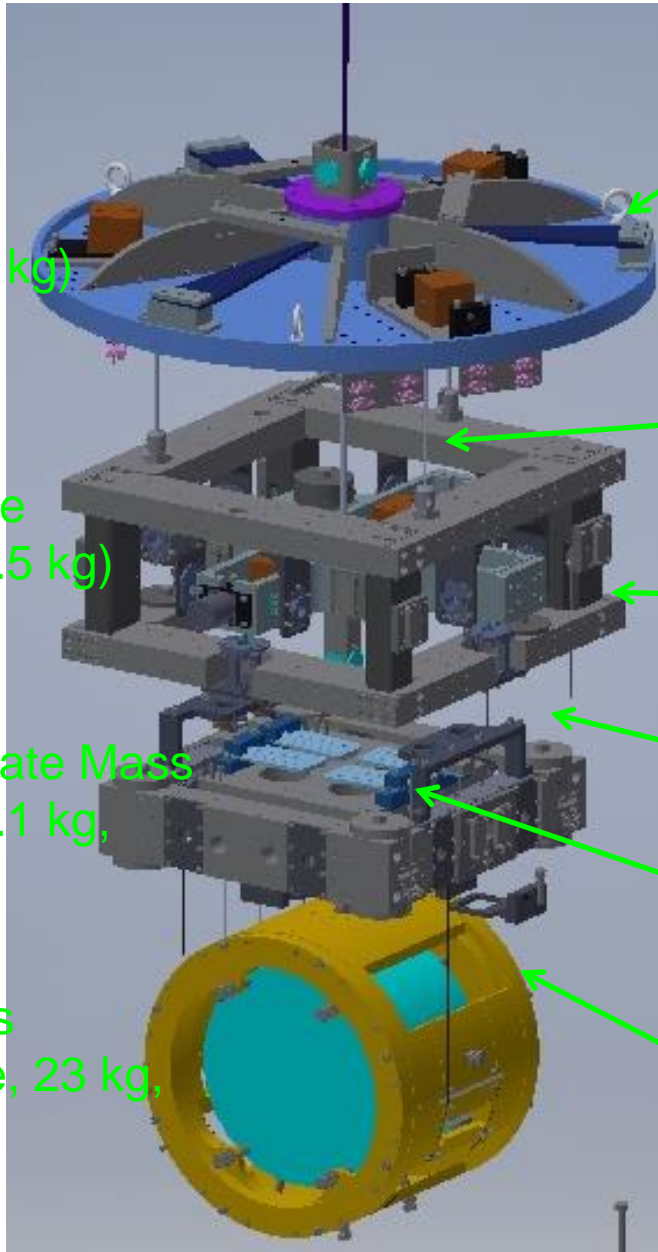
	KAGRA	AdVirgo	aLIGO	A+	Voyager
Arm length [km]	3	3	4	4	4
Mirror mass [kg]	23	42	40	80	200
Mirror material	Sapphire	Silica	Silica	Silica	Silicon
Mirror temp [K]	23	295	295	295	123
Sus fiber	35cm Sap.	70cm SiO ₂	60cm SiO ₂	60cm SiO ₂	60cm Si
Fiber type	Fiber	Fiber	Fiber	Fiber	Ribbon
Input power [W]	55	125	125	125	140
Arm power [kW]	290	700	710	1150	3000
Wavelength [nm]	1064	1064	1064	1064	2000
Beam size [cm]	3.5 / 3.5	4.9 / 5.8	5.5 / 6.2	5.5 / 6.2	5.8 / 6.2
SQZ factor	0	0	0	6	8
F. C. length [m]	none	none	none	16	300

KAGRA Detailed Parameters

- **Optical parameters**
 - Mirror transmission: 0.4 % for ITM, 10 % for PRM, 15.36 % for SRM
 - Power at BS: 550 W
 - Detune phase: 3.5 deg (DRSE case)
 - Homodyne phase: 133 deg (DRSE case)
- **Sapphire mirror parameters**
 - TM size: 220 mm dia., 150 mm thick
 - TM mass: 22.8 kg
 - TM temperature: 21.5 K
 - Beam radius at ITM: 3.5 cm
 - Beam radius at ETM: 3.5 cm
 - Q of mirror substrate: $1e8$
 - Coating: tantala/silica
 - Coating loss angle: $3e-4$ for silica, $5e-4$ for tantala
 - Number of layers: 9 for ITM, 18 for ETM
 - Coating absorption: 0.5 ppm
 - Substrate absorption: 20 ppm/cm
- **Suspension parameters**
 - TM-IM fiber: 35 cm long, 1.6 mm dia.
 - IM temperature: 16.3 K
 - Heat extraction: 6580 W/m/K
 - Loss angle: $5e-6/2e-7/7e-7$ for CuBe fiber?/sapphire fiber/sapphire blade
- **Inspirial range calculation**
 - SNR=8, $f_{min}=10$ Hz, sky average constant 0.442478

KAGRA Cryopayload

Provided by T. Ushiba and T. Miyamoto



Platform
(SUS, 65 kg)

Marionette
(SUS, 22.5 kg)

Intermediate Mass
(SUS, 20.1 kg,
16.3 K)

Test Mass
(Sapphire, 23 kg,
21.5 K)

3 CuBe blade springs

MN suspended by 1 Maraging steel fiber
(35 cm long, 2-7mm dia.)
MRM suspended by 3 CuBe fibers

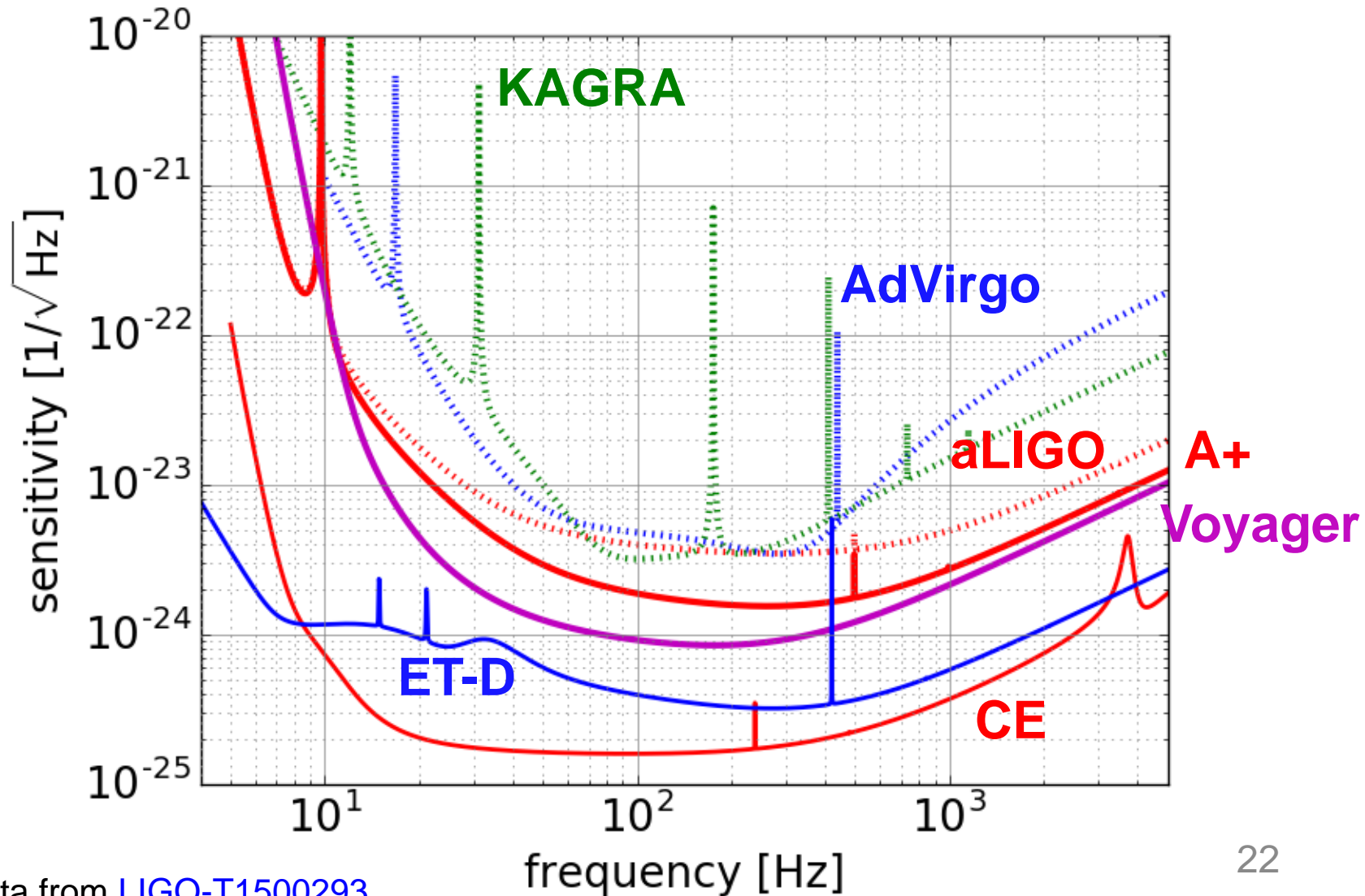
Heat link attached to MN

IM suspended by 4 CuBe fibers
(24 cm long, 0.6 mm dia)
IRM suspended by 4 CuBe fibers

4 sapphire blades

TM suspended by 4 sapphire fibers
(35 cm long, 1.6 mm dia.)
RM suspended by 4 CuBe fibers

2-3G Sensitivity Comparison



Other References

- K. Somiya, 感度について [JGW-G1605698](#)
On recent official sensitivity update
- K. Somiya, KAGRA2020 [JGW-G1503551](#)
Slides for GWADW2015 on KAGRA upgrade
- K. Somiya *et al.*: LCGT-LF report [JGW-T1100446](#)
Study report on a reconsideration of the LCGT
bandwidth for low-frequency measurements
- M. Ando *et al.*: Study report on LCGT
interferometer observation band [JGW-T1000065](#)