

My work in 2016

4-2

Hiroki Tanaka


Last week

- I went to Kamioka for iKAGRA shift.

Review


First calibration test(previous)

We cooled down the cryostat.



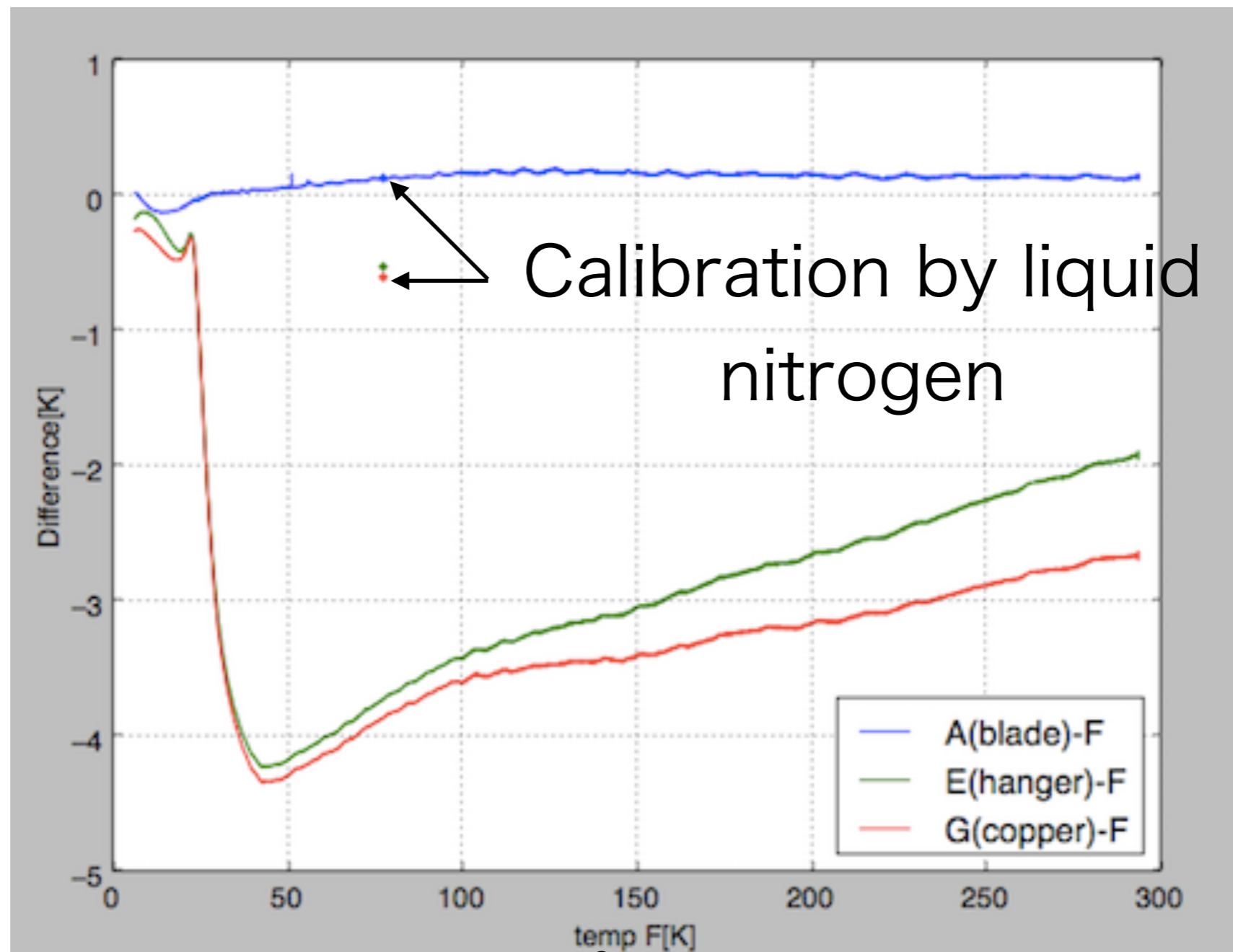
Calibration by liquid nitrogen

I attached the sensors on the small copper block by varnish. Then I installed the liquid nitrogen into the box.



Comparing two calibration

The graph...last calibration




This week

- I am preparing for the next calibration test.

Preparation for calibration test

- Kieran-san suggested me to increase the area of the heat sink like below.



Preparation for calibration test

We are arranging the cables in the cryostat
and making the heat sink.

Future work

After preparation, we will do the calibration test again.

This time, we will use the copper pillar as the mount and put the sensors on the top of it.

The sensors are not on the way of the heat flow.

