

Noise Requirement for IMC QPDs

Yuta Michimura

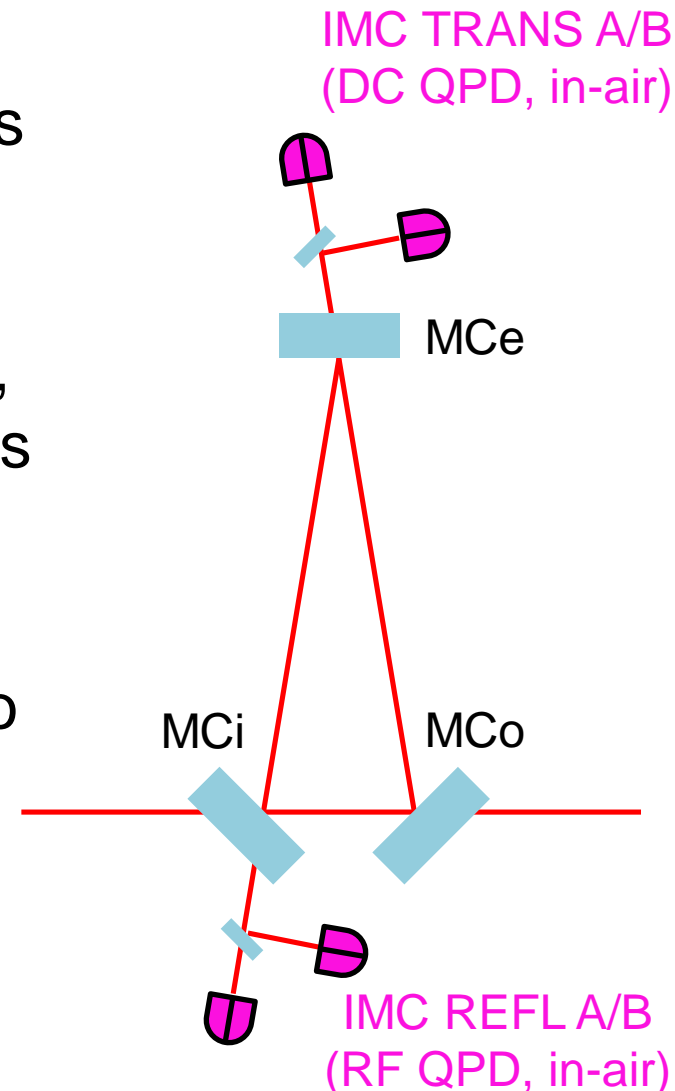
Department of Physics, University of Tokyo

Scope

- Derive noise requirements for QPDs used for IMC ASC
- Show that the current design meets the requirement
We don't have to put IMC TRANS DC QPDs on the isolated table in vacuum
- Related documents:
 - [JGW-T1402346](#) (requirement calculation for arm TMS)
 - [JGW-T1402481](#) (IMC alignment sensing matrix calculation)
 - [JGW-D1402411](#) (oplev QPD circuit)
 - [JGW-G1402375](#) (oplev QPD noise calculation)
 - [JGW-T1200913](#) (IMC length noise requirement from MIF; Fig. 4.6, 4.7)

Requirement Derivation

- IMC is used for the laser frequency stabilization servo (FSS), and there is a requirement for IMC length noise
- Shot noise, seismic noise, etc. on QPDs will fake IMC alignment signal, and thus IMC ASC shakes the mirrors
- Angle to length (A2L) coupling result in the IMC length noise
- This noise should be small enough to meet the IMC length noise requirement
- Requirement derivation is similar to what we have done for the arms ([JGW-T1402346](#))



Expression and Assumptions

- A2L from QPD noise should be smaller than the length noise requirement

$$\delta L(f) = \vec{k} \cdot d^{\text{RMS}} \frac{G(f)}{1 + G(f)} S^{-1} \vec{n}_{\text{QPD}}(f) < L_{\text{req}}(f)$$

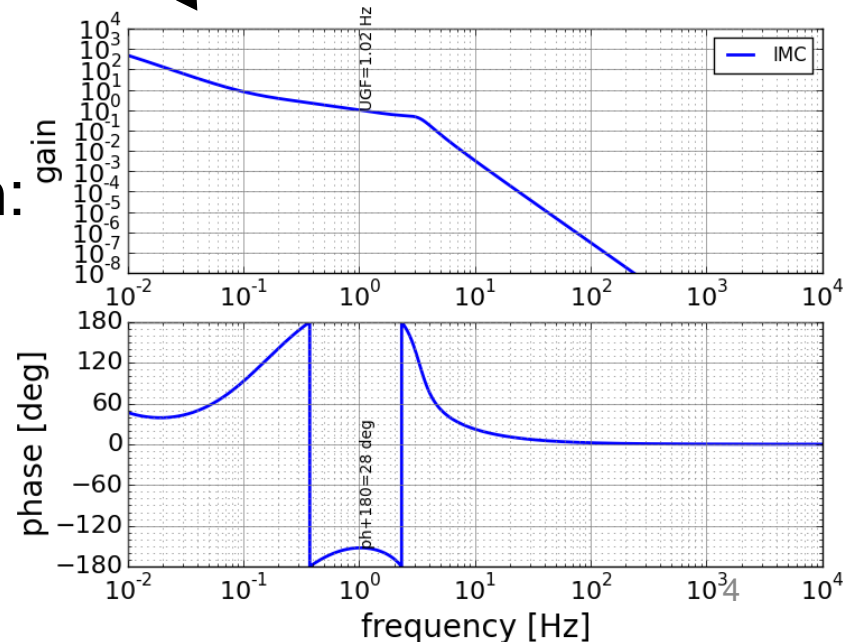
$\delta L(f)$ [m/rtHz] (A2L)
 \vec{k} (coupling for each mirror)
 d^{RMS} (beam mis-centering on mirrors [m])
 $\frac{G(f)}{1 + G(f)}$ (ASC OLTF)
 S^{-1} (sensing matrix [W/rad])
 $\vec{n}_{\text{QPD}}(f)$ (QPD noise [W/rtHz])
 $L_{\text{req}}(f)$ (length noise requirement [m/rtHz])

$$\vec{k} = 2 \cos \theta_i$$

θ_i (incident angle for each mirror)

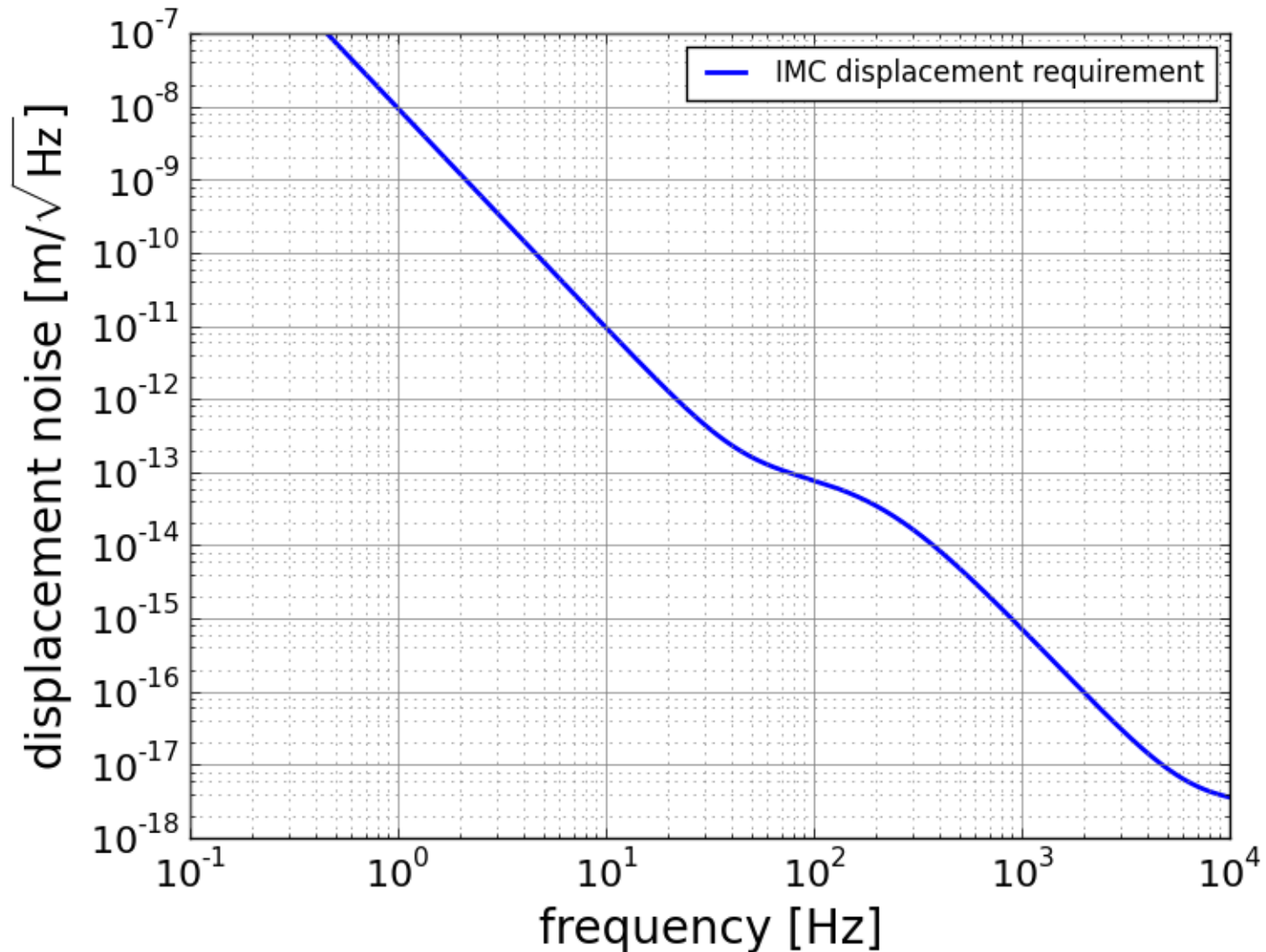
- Assumptions for the calculation:

- 50 mW on each QPD
- 0.2 mm beam radius on each QPD
- $d^{\text{RMS}} = 0.1$ mm
- IMC ASC UGF = 1 Hz



IMC Length Noise Requirement

- See MIF Design Document for the “real” spectrum



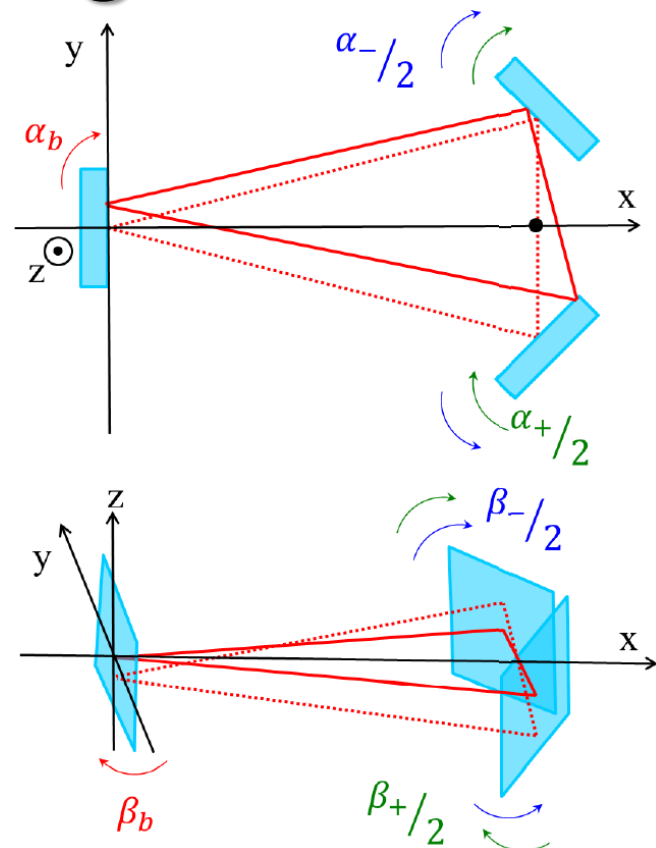
IMC Alignment Sensing Matrix

- DOF basis

	yaw			pitch		
	α_b	α_+	α_-	β_b	β_+	β_-
REFL A	-1961	-573	0	0	396	-396
REFL B	0	0	877	1240	0	0
TRANS A	-629	16	0	-668	411	0
TRANS B	-717	13	-878	0	346	4

- Mirror basis

	yaw			pitch		
	MCi	MCo	MCE	MCi	MCo	MCE
REFL A	-573	-573	-1961	792	0	0
REFL B	-877	877	0	0	0	1240
TRANS A	16	16	-629	411	411	-668
TRANS B	891	-865	-717	342	350	0

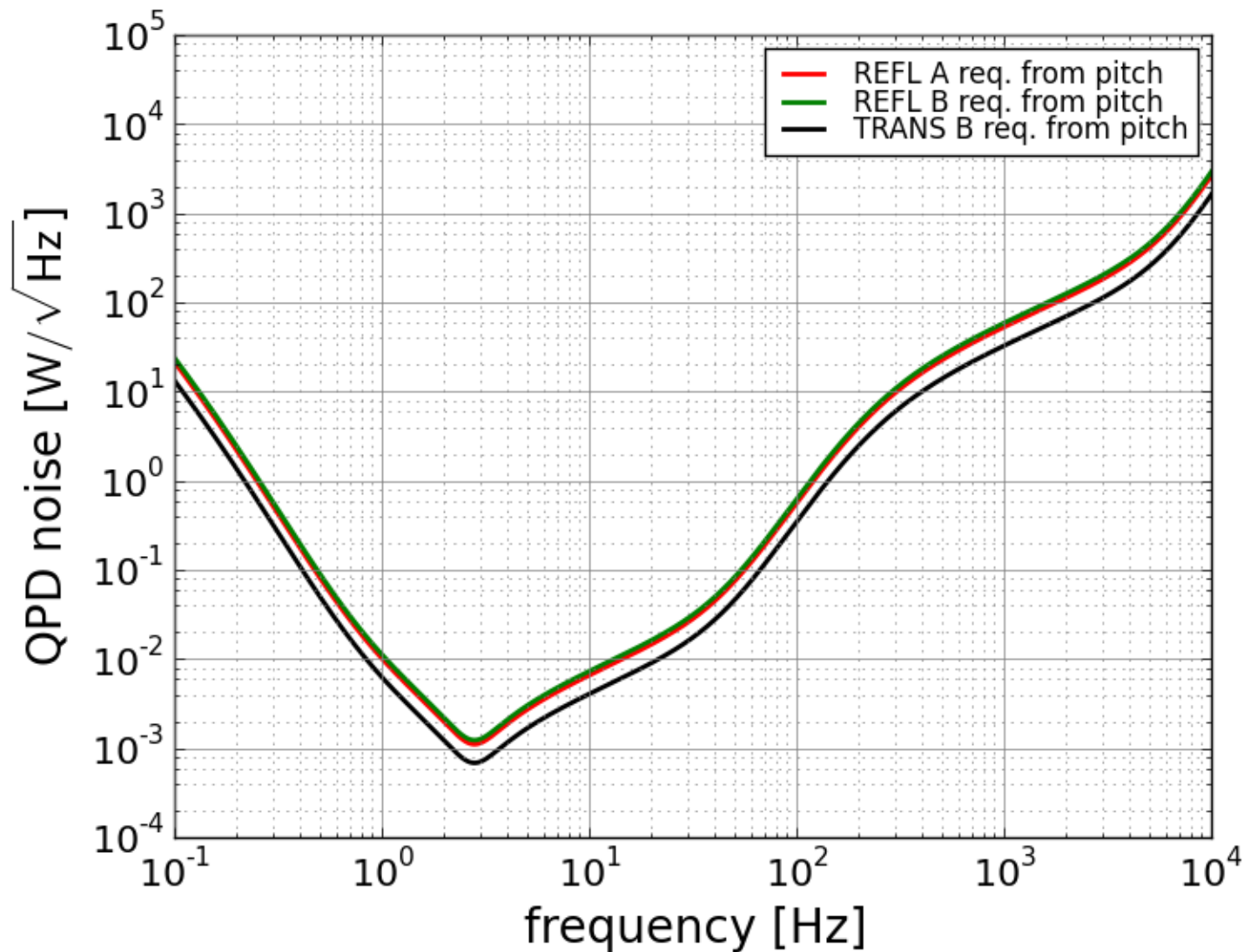


[JGW-T1402481](#)

all in units of W/rad
modulation index = 0.1

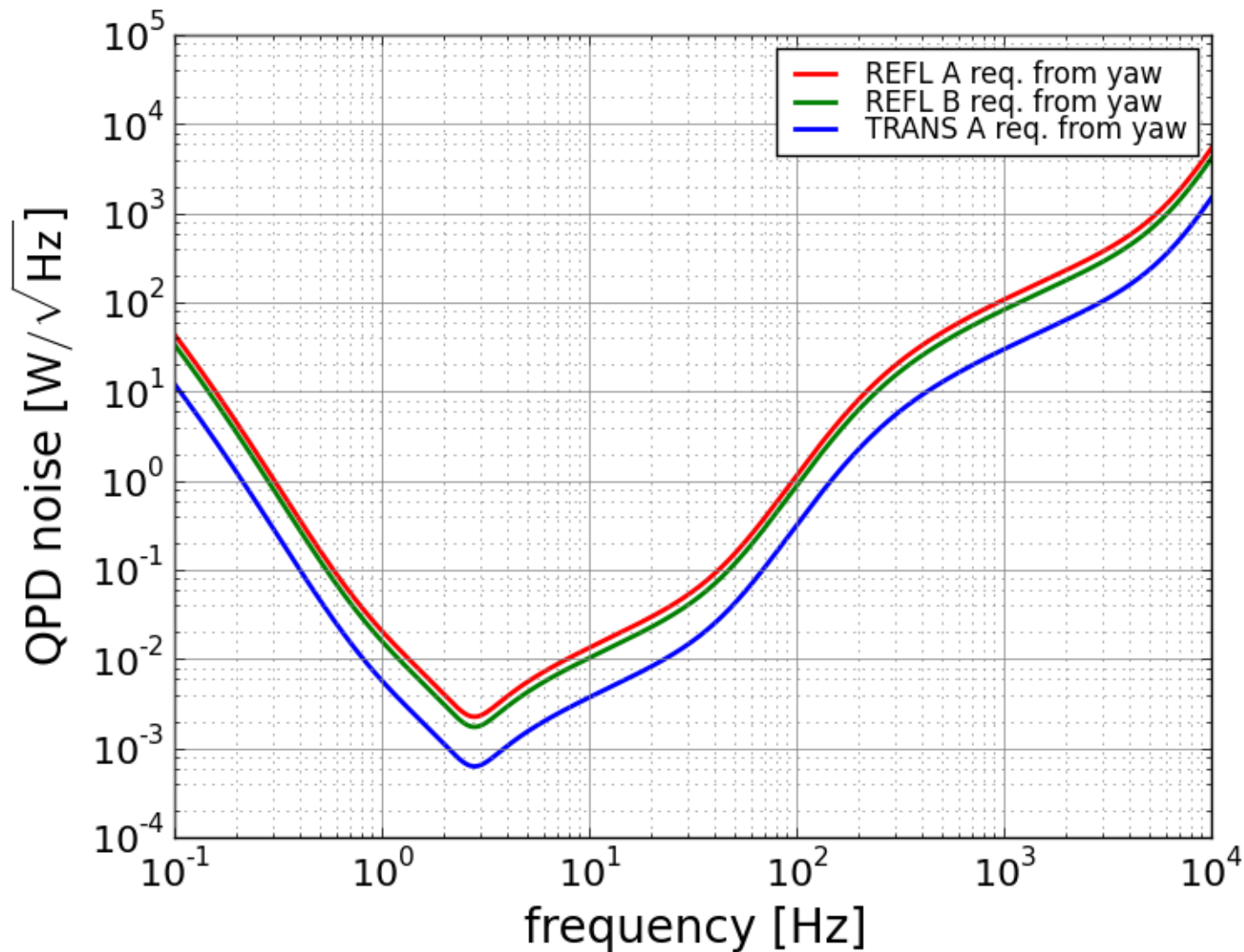
Noise Requirement for IMC QPDs

- requirement from pitch



Noise Requirement for IMC QPDs

- requirement from yaw



Estimated QPD Noise

- DC QPD on non-isolated table work

